

**Not for Quotation, work in progress**

**LAW AND JUSTICE REFORM PROJECT DATA**

**Table A1.1: Selected TAs**

TA #	Category	Country	Project Name	ADB Amount	JSF	Others	Total	Date Approved	Dept/Div	
<b>ACCESS TO JUSTICE</b>										
1	0002	AJ	INO	Fiduciary Risk Component (Audit / Anticorruption)	4,000,000		3,500,000	7,500,000	07 Apr 2005	EMS
2	1930	AJ	MON	Developing Mongolia's Legal Framework	500,000			500,000	17 Aug 1993	OGC
3	2090	AJ	PRC	Legislative Framework for Protecting the Environment	500,000			500,000	18 May 1994	ENVD
4	2213	AJ	PAK	Legal Assistance, Governance and Institution Building	1,000,000		1,500,000	2,500,000	13 Dec 2005	IWFI
5	2707	AJ	PRC	Study on PRC Legal Information System	100,000			100,000	12 Dec 1996	OGC
6	2735	AJ	PRC	Capacity Building for Natural Resources Legislation	0	800,000	0	800,000	24 Dec 1996	OGC
7	2974	AJ	NEP	Capacity Building of the Ministry of Law and Justice	150,000			150,000	31 Dec 1997	OGC
8	2979	AJ	PAK	Strengthening Government Legal Services and the Subordinate Judiciary	150,000			150,000	31 Dec 1997	OGC
9	3000	AJ	PRC	Strengthening of the Legal Information System	630,000			630,000	23 Mar 1998	OGC
10	3015	AJ	PAK	Legal and Judicial Reform	995,000			995,000	07 May 1998	SAGF
11	3123	AJ	PRC	Provincial Legislation on Environmental Protection and Natural Resources Conservation	0	0	300,000	300,000	15 Dec 1998	OGC
12	3238	AJ	TAJ	Disseminating Laws and Strengthening the Legal Information System	380,000			380,000	09 Aug 1999	OGC
13	3433	AJ	PAK	Strengthening of Institutional Capacity for Judicial and Legal Reform	2,900,000			2,900,000	27 Apr 2000	SAGF -> PRM
14	3472	AJ	INO	Governance Audit of the Public Prosecution Service	1,000,000			1,000,000	21 Jul 2000	OGC
15	3510	AJ	FSM	Improving Access to Laws	300,000			300,000	29 Sep 2000	PAHQ
16	3577	AJ	CAM	Implementation of Land Legislation	600,000			600,000	13 Dec 2000	OGC

**Not for Quotation, work in progress**

TA #	Category	Country	Project Name	ADB Amount	JSF	Others	Total	Date Approved	Dept/Div
17	3640	AJ	PAK	Supporting Access to Justice under the Local Government Plan	150,000		150,000	19 Mar 2001	OGC
18	3693	AJ	PHI	TA to Strengthen the Independence of the Judiciary		1,200,000	1,200,000	02 Aug 2001	OGC
19	3790	AJ	BHU	Institutional Development of the Department of Employment and Labor		200,000	200,000	07 Dec 2001	OGC
20	3823	AJ	PAK	Supporting and Monitoring Progress under the Access to Justice Program	900,000		900,000	20 Dec 2001	SAGF -> PRM
	3823	AJ	PAK	Supporting and Monitoring Progress under the Access to Justice Program		440,000	440,000	13 Aug 2003	
	3823	AJ	PAK	Supporting and Monitoring Progress under the Access to Justice Program (Supplementary)	400,000		400,000	13 Sep 2005	
21	4060	AJ	VIE	Legal System Development Up to Year 2010 and Capacity Building	750,000		750,000	19 Dec 2002	MKGF -> OGC
22	4153	AJ	IND	Administration of Justice		500,000	500,000	25 Jul 2003	SAGF
23	4181	AJ	CAM	Implementation of Land Legislation Phase 2	600,000		600,000	23 Sep 2003	OGC
24	4237	AJ	PRC	Support to the Review and Planning for Development of the Legal and Judicial System	350,000		350,000	04 Dec 2003	OGC
25	4251	AJ	INO	Improvement of the Administration of the Supreme Court	500,000		500,000	13 Dec 2003	SEOD -> SEGF
26	4437	AJ	IND	Administration of Justice		750,000	750,000	19 Nov 2004	SAGF
27	4537	AJ	PAK	Implementing Public Safety Reforms in Four Districts of the Province of Punjab		950,000	950,000	23 Dec 2004	PRM
28	4553	AJ	PRC	Support for Environmental Legislation	0	400,000	400,000	23 Dec 2004	OGC
29	4595	AJ	THA	Supporting Post-Tsunami Activities and Coastal Zone Management		150,000	150,000	10 Jun 2005	SEAE
30	4832	AJ	PHI	Enhancing the Autonomy, Accountability, and Efficiency of the Judiciary, and Improving the Administration of Justice		800,000	800,000	30 Aug 2006	SESS
31	4914	AJ	BHU	Capacity Development for the Department of Labour	300,000		300,000	16 Jan 2007	OGC
<b>Sub-total</b>				<b>17,155,000</b>	<b>3,400,000</b>	<b>8,090,000</b>	<b>28,645,000</b>		

**Not for Quotation, work in progress**

TA #	Category	Country	Project Name	ADB Amount	JSF	Others	Total	Date Approved	Dept/Div
<b>ECONOMIC GROWTH</b>									
32	2186	EG	PRC	Strengthening the Legal Framework for Customs Administration		585,000	585,000	18 Oct 1994	OGC
33	2271	EG	PRC	State Enterprise Insolvency Reform	590,000	0	590,000	27 Dec 1994	OGC
34	2748	EG	PRC	Restructuring of Insolvent State Enterprises	600,000		600,000	15 Jan 1997	IWEN
35	2823	EG	VIE	Registration System for Secured Transactions	500,000		500,000	14 Jul 1997	OGC
36	2825	EG	PAK	Capital Market and Insurance Law Reform	100,000	0	100,000	14 Jul 1997	OGC
37	3032	EG	PRC	Legislation Drafting Support for Securities Law	150,000		150,000	24 Jun 1998	OGC
38	3154	EG	LAO	Development and Application of the Secured Transactions Law and Bankruptcy Law	150,000	0	150,000	31 Dec 1998	OGC
39	3279	EG	PRC	Development of Economic Laws		1,400,000	1,400,000	19 Oct 1999	OGC
40	3381	EG	INO	Establishment of an Anticorruption Commission	0	1,000,000	1,000,000	28 Dec 1999	OGC
41	3461	EG	NEP	Company, Insolvency, and Secured Transactions Law Reform	250,000	0	250,000	27 Jun 2000	OGC
42	3599	EG	VIE	Revision of Bankruptcy Law Support	150,000	0	150,000	19 Dec 2000	MKGF
43	3672	EG	PRC	WTO Membership and Foreign Trade Law Reform	700,000		700,000	14 Jun 2001	OGC
44	3737	EG	LAO	Preparing the Financial Sector Development Program		400,000	400,000	10 Oct 2001	MKGF
45	3847	EG	PHI	Strengthening the Anti-Money Laundering Regime	0	1,000,000	1,000,000	19 Mar 2002	SEGF -> Phco
46	3849	EG	INO	Development of an Anti-Money Laundering Regime	0	1,500,000	1,500,000	18 Mar 2002	SEGF
47	3861	EG	CAM	Improving Legal Infrastructure in the Financial Sector	0	800,000	800,000	04 May 2002	SEGF
48	3866	EG	IND	Support for Registration Systems for Secured Transactions	500,000		500,000	21 May 2002	OGC -> SAGF
49	3971	EG	PRC	Enforcement of World Trade Organization Rules by the Judicial System		400,000	400,000	04 Nov 2002	OGC
50	4043	EG	PAK	Strengthening the National Accountability Bureau			120,000	18 Dec 2002	SAGF -> PRM

**Not for Quotation, work in progress**

TA #	Category	Country	Project Name	ADB Amount	JSF	Others	Total	Date Approved	Dept/Div	
51	4140	EG	BAN	Supporting Good Governance Initiatives	750,000		250,000	1,000,000	04 Jul 2003	SAGF
	4140	EG	BAN	Supporting Good Governance Initiatives (Supplementary)	100,000			100,000	28 Dec 2004	
52	4341	EG	INO	Strengthening the Capacity of the Commission for Eradication of Corruption in Indonesia	250,000			250,000	21 May 2004	IRM
53	4529	EG	PRC	Competition Policy and Laws	600,000	0	0	600,000	23 Dec 2004	OGC
54	4539	EG	FSM	Legislation for Private Sector Development	150,000	0	0	150,000	23 Dec 2004	PAHQ
55	4597	EG	THA	Promoting International Cooperation on Anti-Money Laundering and Combating the Financing of Terrorism			300,000	300,000	10 Jun 2005	SEGF
56	4601	EG	PHI	Strengthening the Anti-Money Laundering Regime (Phase II)			400,000	400,000	24 Jun 2005	SEGF
57	4618	EG	PRC	Development of Asset Backed Securities and Restructuring of Asset Management Companies	1,000,000			1,000,000	19 Jul 2005	EARG
58	4700	EG	SOL	Supporting Business Law Reform	400,000	0	200,000	600,000	25 Nov 2005	PLCO
59	4743	EG	BAN	Supporting Good Governance Initiatives II	250,000	500,000		750,000	19 Dec 2005	SAGF
60	4744	EG	BAN	Good Governance Project (PPTA)		1,000,000		1,000,000	19 Dec 2005	SAGF
61	4770	EG	LAO	Promoting Governance in Financial Transactions	500,000		150,000	650,000	10 Mar 2006	SEGF
62	4824	EG	PRC	Strengthening the Legal and Implementation Framework for Anti-Money Laundering	400,000			400,000	07 Aug 2006	OGC
<b>Sub-total</b>					<b>8,090,000</b>	<b>8,585,000</b>	<b>1,420,000</b>	<b>18,095,000</b>		
<b>TRAINING</b>										
63	2521	TR	IND	Training for Alternative Dispute Resolution	100,000			100,000	27 Dec 1995	OGC
64	2727	TR	MON	Restructuring and Capacity Building for the Ministry of Justice	56,000			56,000	23 Dec 1996	OGC
65	2853	TR	VIE	Retraining Government Legal Officers	1,200,000			1,200,000	26 Aug 1997	OGC
66	2896	TR	MLD	Strengthening the Maldivian Legal System	150,000			150,000	17 Oct 1997	OGC

**Not for Quotation, work in progress**

TA #	Category	Country	Project Name	ADB Amount	JSF	Others	Total	Date Approved	Dept/Div
67	2967	TR	MON	Retraining of Legal Professionals in a Market Economy	1,000,000		1,000,000	23 Dec 1997	OGC
68	3197	TR	VAN	Strengthening the State Law Office	150,000		150,000	20 May 1999	SPRM
69	3366	TR	VAN	Law Reform and Capacity Building	300,000		300,000	23 Dec 1999	SPRM
70	3389	TR	MLD	Strengthening Legal Education and Judicial Training	995,000		995,000	23 Dec 1999	OGC
71	3589	TR	THA	Training in Business Reorganization and Insolvency	150,000		150,000	15 Dec 2000	OGC
72	3613	TR	VAN	Capacity Building of the Legal Sector		330,000	330,000	21 Dec 2000	SPRM
73	4077	TR	MON	Retraining of Legal Professionals in a Market Economy II	150,000		150,000	20 Dec 2002	OGC
<b>Sub-total</b>				<b>4,251,000</b>	<b>330,000</b>	<b>0</b>	<b>4,581,000</b>		
<b>Grand Total</b>				<b>29,496,000</b>	<b>12,315,000</b>	<b>9,510,000</b>	<b>51,321,000</b>		

Table A1.2: Selected RETAs

RETA #	Category	Project Name	Type	ADB Amount	JSF	Others	Source	Total	Date Approved	Dept/Div
<b>ACCESS TO JUSTICE</b>										
1	5665	AJ	The Role of Law and Legal Institutions in Study Asian Economic Development					600,000	22 Dec 1995	OGC
2	5700	AJ	Sociolegal Status of Women in Selected Study Developing Member Countries		450,000			450,000	30 Aug 1996	RSGS
3	5701	AJ	Feasibility Study for Creation of an Study Electronic Development Law Resource Center	100,000				100,000	03 Sep 1996	OGC
4	5735	AJ	Roundtable Meeting of Chief Justices and Conf Ministers of Justice	95,300				95,300	07 May 1997	OGC
5	5785	AJ	Dissemination of the Study on the Role of Study Law and Legal Institutions in Asian Economic Development, 1960-1995	150,000				150,000	26 Mar 1998	OGC
6	5820	AJ	Development of the Internet for Asian Law Study	600,000				600,000	17 Dec 1998	OGC
7	5856	AJ	Legal Literacy for Supporting Governance Study			500,000	Neths	500,000	24 Aug 1999	OGC
8	5876	AJ	Organization and Management of Study Government Legal Services	400,000		37,000	Neths	437,000	10 Dec 1999	OGC
9	5987	AJ	Judicial Independence Study	275,000		200,000	Neths	475,000	09 Jul 2001	OGC
10	6063	AJ	Public Opinion Surveys on Judicial Study Independence and Accountability			100,000	GCF	100,000	07 Nov 2002	OGC
11	6188	AJ	Establishing Legal Identity for Social Study Inclusion			575,000	PRF	575,000	30 Sep 2004	OGC
12	6216	AJ	Asia-Pacific Justice Forum	Conf	92,000			92,000	17 Dec 2004	OGC
13	6217	AJ	Challenges in Implementing Access to Conf Justice Reforms		75,000			75,000	17 Dec 2004	OGC
14	6221	AJ	Regional Assessment Study and Workshop Conf for Strengthening the Judiciary and the Prosecutorial System		110,000			110,000	22 Dec 2004	OGC
15	6248	AJ	Legal Empowerment for Women and Study Disadvantaged Groups			550,000	PRF	550,000	19 Jul 2005	RSGS
16	6366	AJ	Access to Justice for the Urban Poor	Study	500,000			500,000	15 Dec 2006	OGC
<b>Sub-Total</b>				<b>2,997,300</b>	<b>450,000</b>	<b>1,962,000</b>	<b>0</b>	<b>5,409,300</b>		

**Not for Quotation, work in progress**

RETA #	Category	Project Name	Type	ADB Amount	JSF	Others	Source	Total	Date Approved	Dept/Div
<b>ECONOMIC GROWTH</b>										
17	5529	EG	Symposium on Legal Aspects of Debt Conf Recovery and Credit	75,000				75,000	19 Apr 1993	OGC
18	5773	EG	Secured Transactions Law Reform	300,000				300,000	06 Jan 1998	OGC
	5773	EG	Secured Transactions Law Reform (Suppl)	80,000				80,000	26 Mar 1999	
19	5795	EG	Insolvency Law Reform		550,000			550,000	13 Jul 1998	OGC
	5795	EG	Insolvency Law Reform (Suppl)	60,000				60,000	26 Mar 1999	
20	5967	EG	Countering Money Laundering in the Asia Pacific Region		650,000			650,000	20 Dec 2000	OGC
21	5975	EG	Promoting Regional Cooperation in the Study Development of Insolvency Law Reforms		1,500,000			1,500,000	05 Mar 2001	OGC
22	5999	EG	Third ADB-OECD Conference on Conference Combatting Corruption in the Asia-Pacific Region	0	150,000	0	ACCSF	150,000	24 Sep 2001	RSCG
23	6040	EG	ADB-OECD Anticorruption Action Plan for Study Asia and the Pacific, 2002-2003	0	200,000	0		200,000	25 Jun 2002	RSCG
24	6048	EG	Fourth Asian Roundtable on Corporate Conf Governance	50,000				50,000	10 Sep 2002	OGC
25	6162	EG	Improving the Legal Business Environment Study in the Pacific Region	800,000				800,000	19 Dec 2003	PAHQ -> PLCO
26	6196	EG	Implementation of the ADB-OECD Anti-Conf Corruption Initiative for Asia-Pacific	250,000				250,000	02 Nov 2004	RSCG
27	6303	EG	Competition Law and Policy Roundtable	100,000				100,000	21 Dec 2005	OGC
28	6311	EG	Regional Seminars on Anticorruption 2006-Trg 2007	300,000	0	0		300,000	28 Mar 2006	OAGO
29	6318	EG	Civil Society Initiative on Anticorruption	150,000	0	0		150,000	21 Apr 2006	NGOC
30	6385	EG	Governance and Capacity Development Study Initiative	1,600,000	0	0	0	1,600,000	31 Jan 2007	RSCG
<b>Sub-Total</b>				<b>3,765,000</b>	<b>3,050,000</b>	<b>0</b>	<b>0</b>	<b>6,815,000</b>		
<b>TRAINING</b>										
31	5456	TR	Interim Mekong Committee for Legal Trg Training	295,000				295,000	19 Aug 1991	OGC
	5456	TR	Legal Training for the Interim Mekong Trg Committee (Supplementary)	40,000				40,000	05 Aug 1993	

**Not for Quotation, work in progress**

RETA #	Category	Project Name	Type	ADB Amount	JSF	Others	Source	Total	Date Approved	Dept/Div
32	5516	TR	Legal Training in Development Law	Trg		600,000		600,000	16 Dec 1992	OGC
33	5640	TR	Institutionalizing Legal Training in Cambodia, the PRC, Mongolia and Viet Nam	Trg	450,000			450,000	23 Aug 1995	OGC
34	5658	TR	Capacity Building for Environmental Law Training in the Asia and Pacific Region	Trg		600,000		600,000	15 Dec 1995	OGC -> RSES
35	5684	TR	Subregional Environmental Training and Institutional Strengthening	Trg		800,000	865,000	Finland/Norway	09 May 1996	MKAE -> RSES
36	5731	TR	Legal Training in BOT/BOOT Infrastructure Development	Trg	400,000			400,000	20 Mar 1997	OGC
37	5895	TR	Pacific Judicial Training	Trg	350,000			350,000	28 Dec 1999	OGC
38	5901	TR	Legal Training of Government Officials in Private Sector Infrastructure Development	Trg	400,000			400,000	23 Dec 1999	OGC
<b>Sub-Total</b>					<b>1,935,000</b>	<b>2,000,000</b>	<b>865,000</b>	<b>0</b>	<b>4,800,000</b>	
<b>Grand Total</b>					<b>8,697,300</b>	<b>5,500,000</b>	<b>2,827,000</b>	<b>0</b>	<b>17,024,300</b>	

**Table A1.3: Composition of ADTAs and RETAs by Classification  
(1991-2007)**

Classification	ADTA				RETA				Combined			
	No.	%	\$	%	No.	%	\$	%	No.	%	\$'000	%
Access to Justice	31	42.5	28,645,000	55.8	16	42.1	5,409,300	31.8	47	42.3	34,054,300	49.8
Economic Growth	31	42.5	18,095,000	35.3	14	36.8	6,815,000	40.0	45	40.5	24,910,000	36.4
Training	11	15.1	4,581,000	8.9	8	21.1	4,800,000	28.2	19	17.1	9,381,000	13.7
<b>Total</b>	<b>73</b>	<b>100.0</b>	<b>51,321,000</b>	<b>100.0</b>	<b>38</b>	<b>100.0</b>	<b>17,024,300</b>	<b>100.0</b>	<b>111</b>	<b>100.0</b>	<b>68,345,300</b>	<b>100.0</b>

ADB = Asian Development Bank, ADTA = advisory technical assistance, RETA = regional technical assistance.

Dataset for ADTA is from 1993 onwards.

**Table A1.4: Composition of Approved ADTAs by Classification in Five Periods**

Sector	1993-1995				1996-1998				1999-2001				2002-2004				2005-2007			
	No.	%	\$	%	No.	%	\$	%	No.	%	\$	%	No.	%	\$	%	No.	%	000	%
Access to Justice	2	40.0	1,000,000	44.0	7	43.8	3,125,000	44.4	9	45.0	7,630,000	56.7	8	42.1	5,240,000	44.4	8	61.5	11,650,000	69.6
Economic Growth	2	40.0	1,175,000	51.6	5	31.3	1,500,000	21.3	6	30.0	3,900,000	29.0	10	52.6	6,420,000	54.4	5	38.5	5,100,000	30.4
Training	1	20.0	100,000	4.4	4	25.0	2,406,000	34.2	5	25.0	1,925,000	14.3	1	5.3	150,000	1.3	-	-	-	-
<b>Total</b>	<b>5</b>	<b>100.0</b>	<b>2,275,000</b>	<b>100.0</b>	<b>16</b>	<b>100.0</b>	<b>7,031,000</b>	<b>100.0</b>	<b>20</b>	<b>100.0</b>	<b>13,455,000</b>	<b>100.0</b>	<b>19</b>	<b>100.0</b>	<b>11,810,000</b>	<b>100.0</b>	<b>13</b>	<b>100.0</b>	<b>16,750,000</b>	<b>100.0</b>

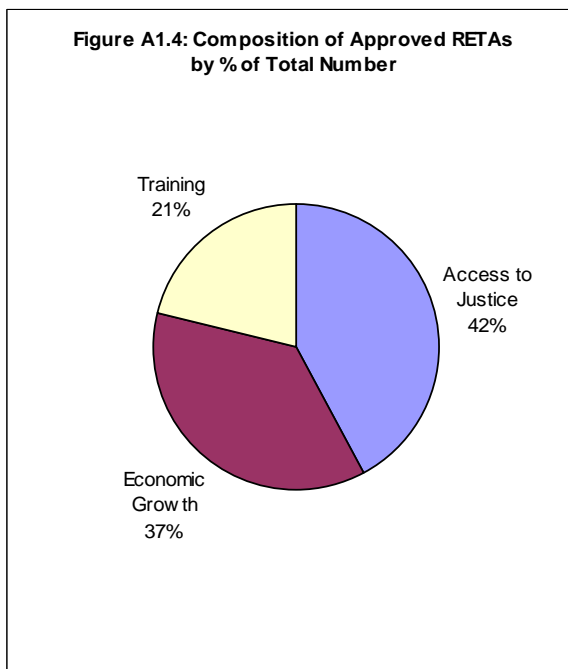
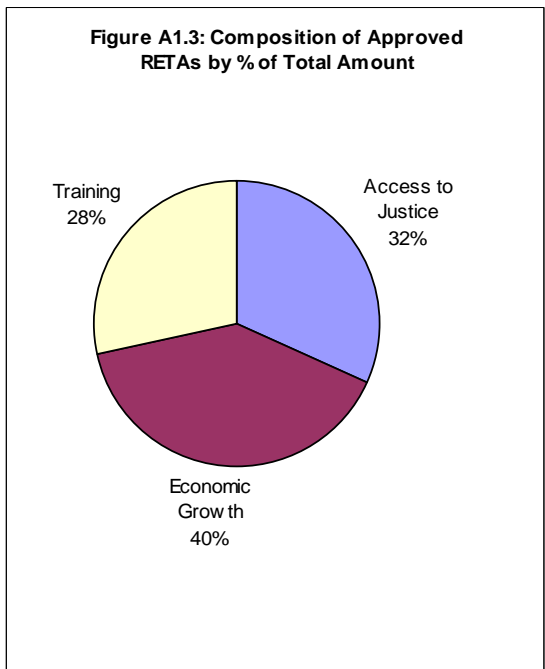
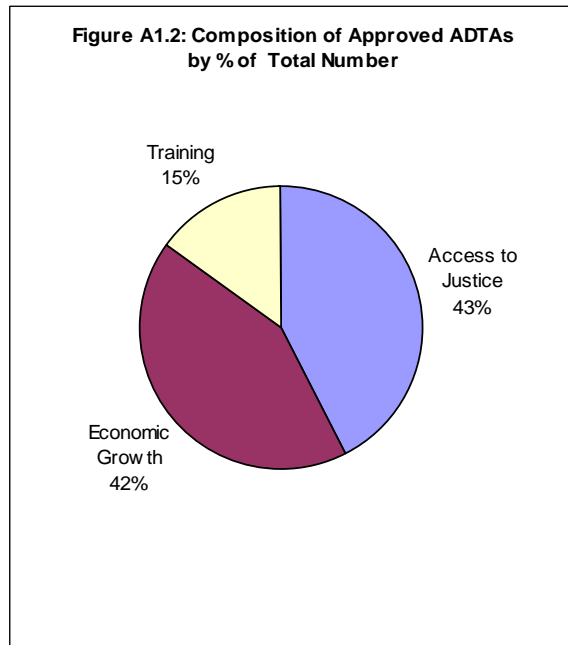
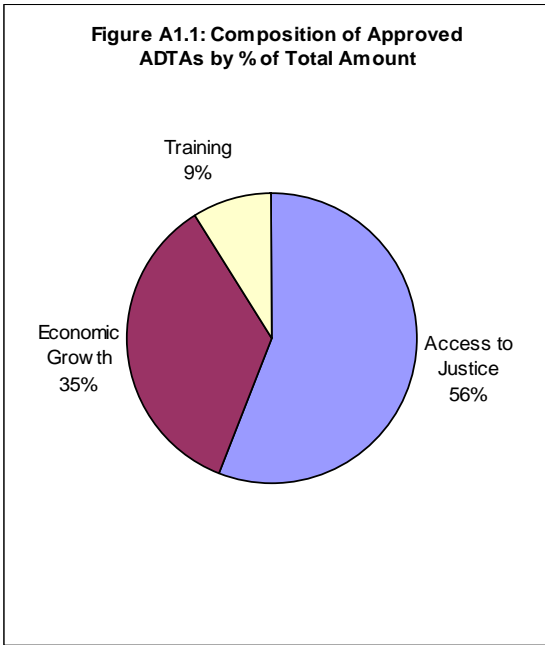
**Not for Quotation, work in progress**

**Table A1.5: Composition of Approved Regional Technical Assistance by Classification in Five Periods**

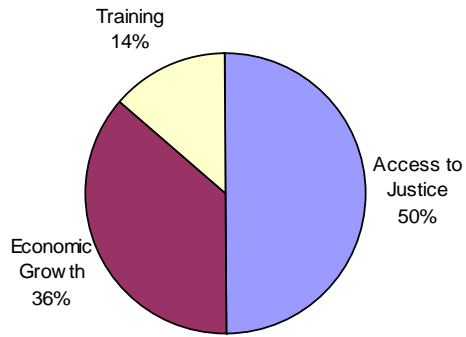
Sector	1991–1995				1996–1998				1999–2001				2002–2004				2005–2007			
	No.	%	\$	%	No.	%	\$	%	No.	%	\$	%	No.	%	\$	%	No.	%	\$	%
Access to Justice	1	16.7	600,000	22.6	6	66.7	1,795,300	41.7	5	62.5	2,162,000	47.0	5	55.6	952,000	42.3	2	33.3	1,050,000	32.8
Economic Growth	1	16.7	75,000	2.8	2	22.2	850,000	19.7	3	37.5	2,440,000	53.0	4	44.4	1,300,000	57.7	4	66.7	2,150,000	67.2
Training	4	66.7	1,985,000	74.6	1	11.1	1,665,000	38.6	-	-	-	-	-	-	-	-	-	-	-	-
<b>Total</b>	<b>6</b>	<b>100.0</b>	<b>2,660,000</b>	<b>100.0</b>	<b>9</b>	<b>100.0</b>	<b>4,310,300</b>	<b>100.0</b>	<b>8</b>	<b>100.0</b>	<b>4,602,000</b>	<b>100.0</b>	<b>9</b>	<b>100.0</b>	<b>2,252,000</b>	<b>100.0</b>	<b>6</b>	<b>100.0</b>	<b>3,200,000</b>	<b>100.0</b>

**Table A1.6: Composition of Approved ADTAs and RETAs by Classification in Five Periods**

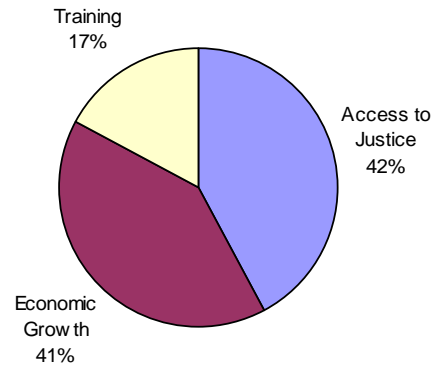
Sector	1991–1995				1996–1998				1999–2001				2002–2004				2005–2007			
	No.	%	\$	%	No.	%	\$	%	No.	%	\$	%	No.	%	\$	%	No.	%	\$	%
Access to Justice	3	27.3	1,600,000	32.4	13	52.0	4,920,300	43.4	14	50.0	9,792,000	54.2	13	46.4	6,192,000	44.0	10	52.6	12,700,000	63.7
Economic Growth	3	27.3	1,250,000	25.3	7	28.0	2,350,000	20.7	9	32.1	6,340,000	35.1	14	50.0	7,720,000	54.9	9	47.4	7,250,000	36.3
Training	5	45.5	2,085,000	42.2	5	20.0	4,071,000	35.9	5	17.9	1,925,000	10.7	1	3.6	150,000	1.1	-	-	-	-
<b>Total</b>	<b>11</b>	<b>100.0</b>	<b>4,935,000</b>	<b>100.0</b>	<b>25</b>	<b>100.0</b>	<b>11,341,300</b>	<b>100.0</b>	<b>28</b>	<b>100.0</b>	<b>18,057,000</b>	<b>100.0</b>	<b>28</b>	<b>100.0</b>	<b>14,062,000</b>	<b>100.0</b>	<b>19</b>	<b>100.0</b>	<b>19,950,000</b>	<b>100.0</b>



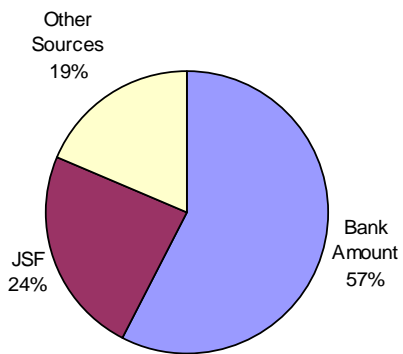
**Figure A1.5: Composition of RETAs and ADTAs by % of Total Amount**



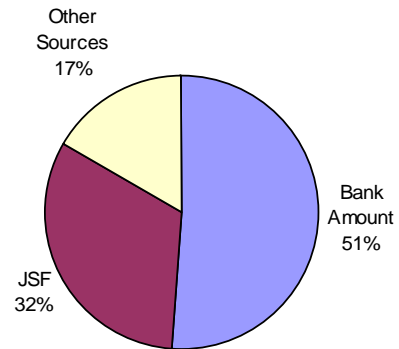
**Figure A1.6: Combined Composition of RETAs and ADTAs by % of Total Number**



**Figure A1.7: Composition of ADTAs by Sources of Funds**



**Figure A1.8: Composition of RETAs by Source of Funds**



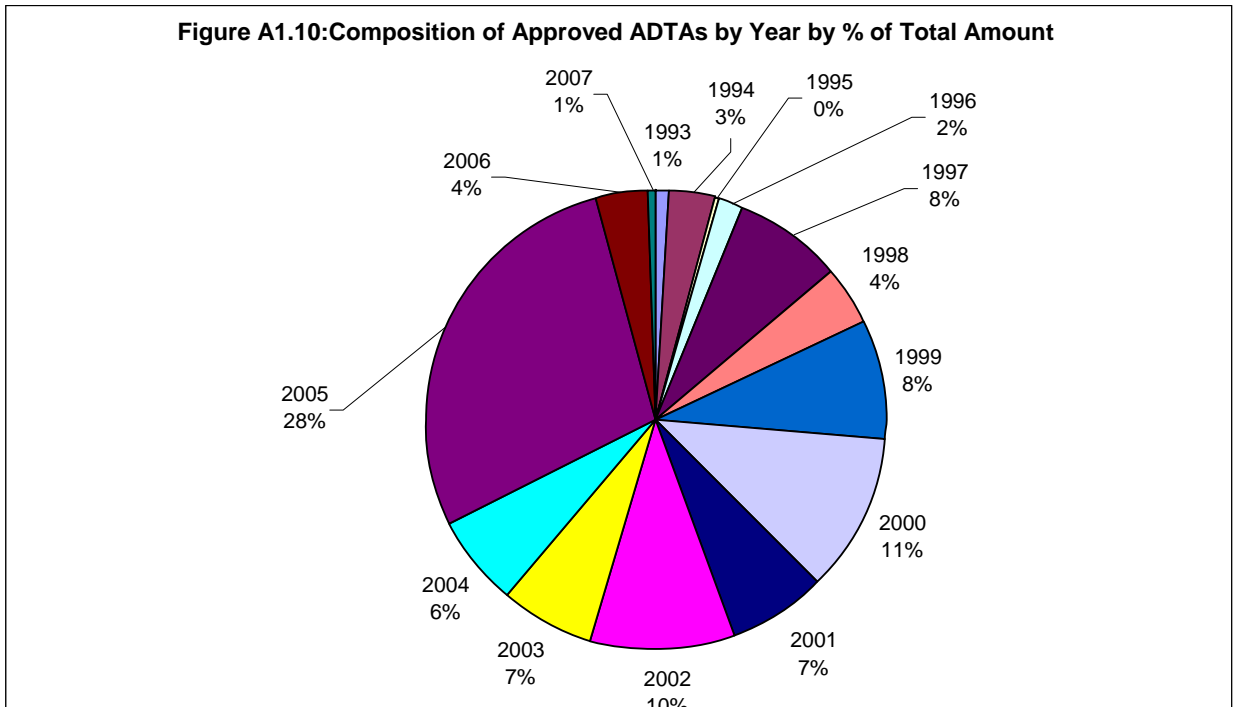
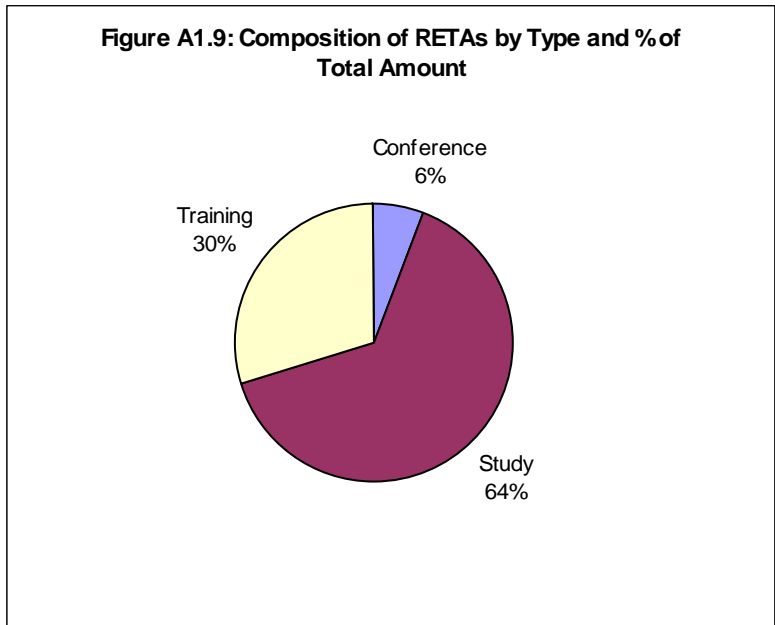


Figure A1.11: Composition of Approved RETAs by Year by % of Total Amount

