

The views expressed in this paper are the views of the author and do not necessarily reflect the views or policies of the Asian Development Bank (ADB) or its Board of Directors, or the governments they represent. ADB does not guarantee the accuracy of the data included in this paper and accepts no responsibility for any consequences of their use. Terminology used may not necessarily be consistent with ADB official terms.

# STATE CUSTOMS COMMITTEE OF THE AZERBAIJAN REPUBLIC

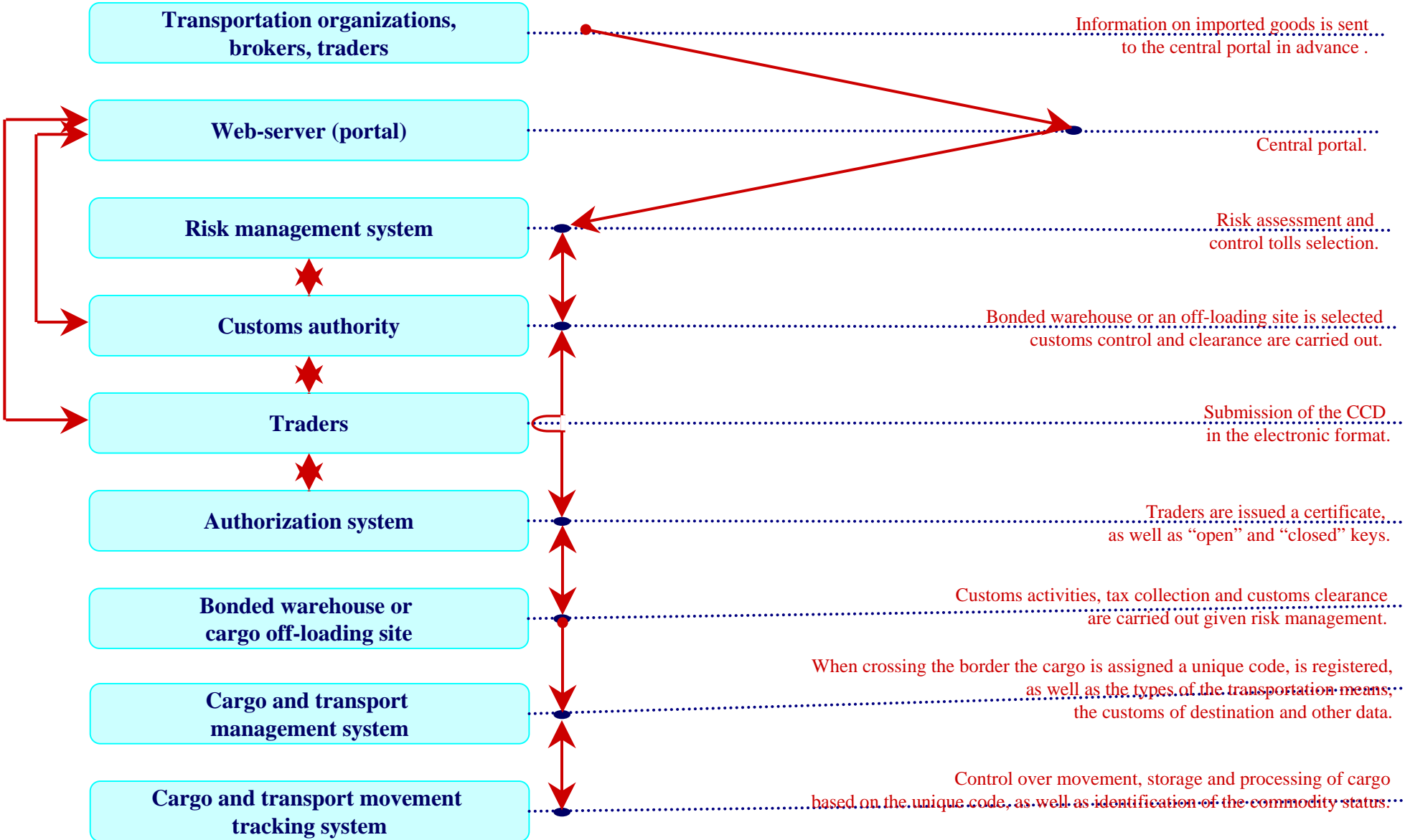


## On Automation of the Customs Service of the Azerbaijan Republic

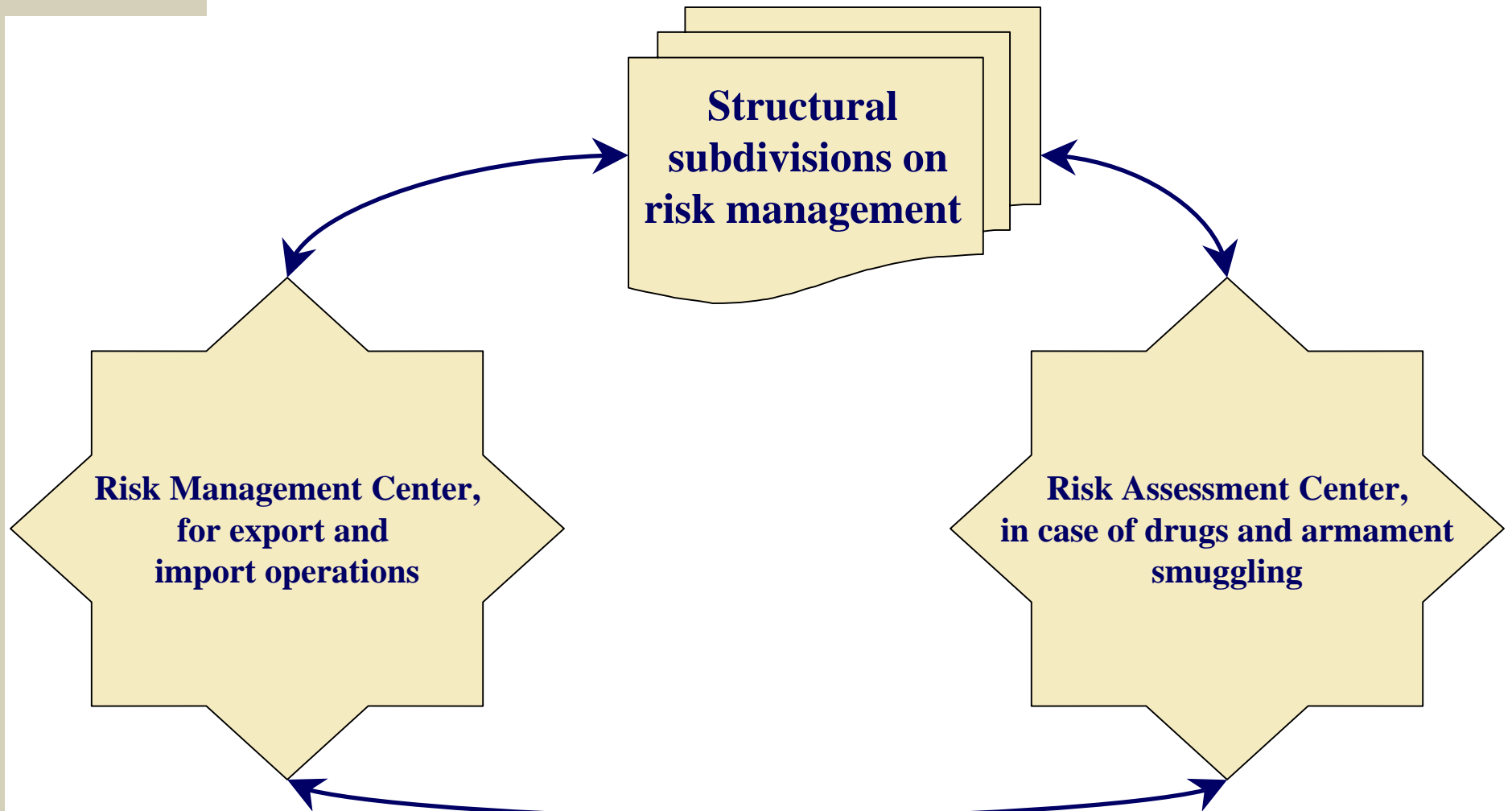


*Beijing  
May, 2007*

# Import system technological flows



## Risk management system



# Fictional scheme of the Automated Risk Management System



# *Primary Information Form*

## 1. General Information

Date	Full name of the customs officer	Position	Name of the structural subdivision	Information source
Detailed description of conditions causing the risk				
Location of the event:				
Specify criteria used to identify risk areas				
Necessary activities proposed by the customs body.				

## 2. Clarified Data

2.1 The list of suspicious objects and reasons for suspicion

2.2 Information on individuals (full name, passport data, address, date of birth, nationality, reason for suspicion, offence history records)

2.3 Used means of transportation and relevant description

## 3. Relations Observed among Objects.

## 4. Routes of Suspicious Objects

Customs body officer \_\_\_\_\_  
(full name)  
(date and signature)

Head of the structural subdivision \_\_\_\_\_  
(full name)  
(date and signature)

## Reference information used for risk assessment

**Table 1**

Risk group number	Number of risks in the group	Total score for the group
Group One	6	110
Group Two	4	75
Group Three	4	90
Group Four	24	711
Group Five	6	212
Group Six	1	51
Group Seven	7	421

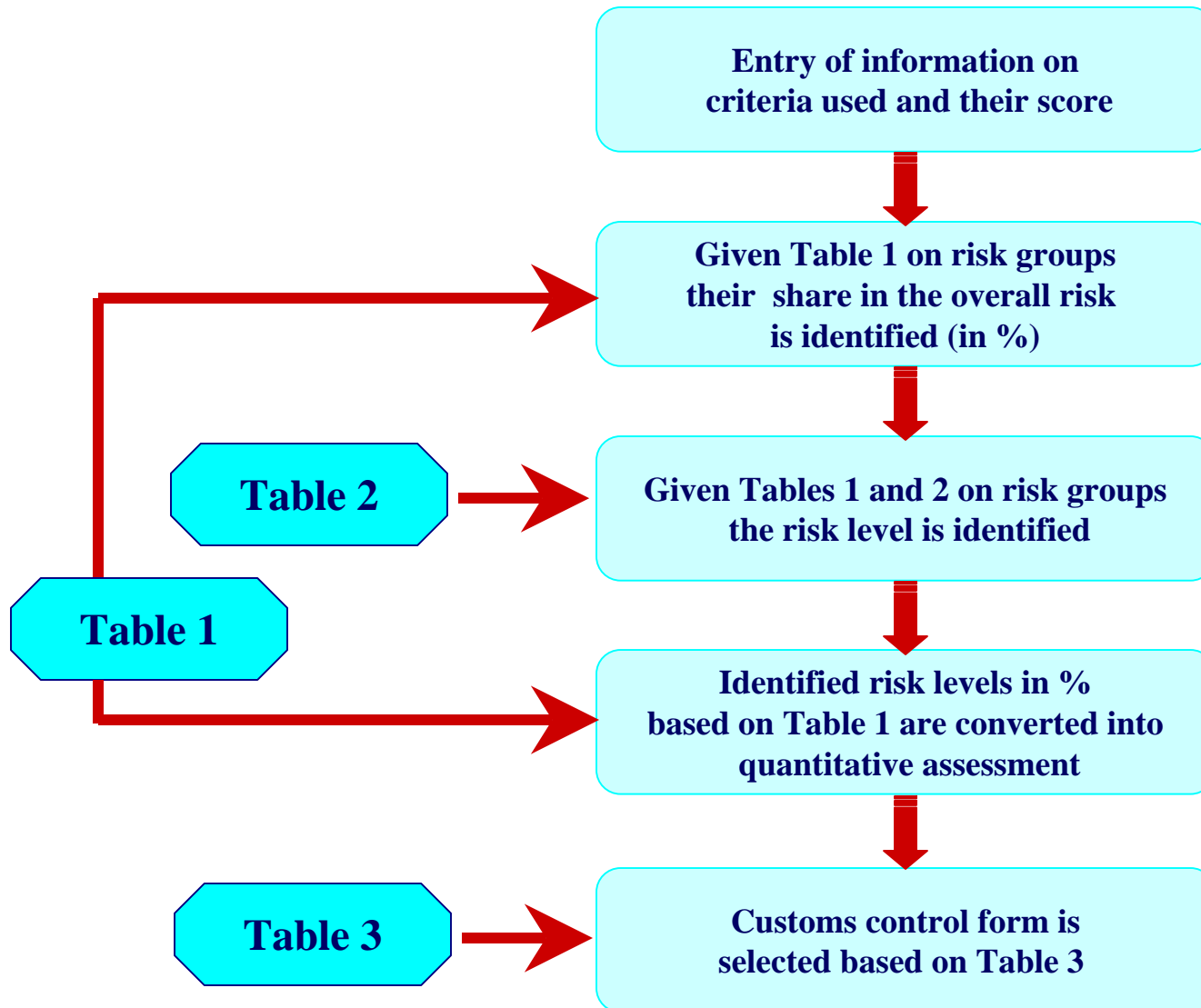
**Table 2**

Risk variation range	Risk level
0 : 10 %	Low risk
11 : 50 %	Moderate risk
51 : 100 %	High risk

**Table 3**

Risk variation range (in score points)	Form of control
$0 < \sum_i M_i \leq 10$	Green path
$10 < \sum_i M_i \leq 20$	Yellow path
$20 < \sum_i M_i \leq 50$	Blue path
$50 < \sum_i M_i$	Red path

## Algorithms for risk assessment and selection of customs control forms



# Selection of the control form



**Stage 1**  
Collection of primary information describing the risk

**Stage 2**  
Using additional information – assessment and analysis of the current risk

