

ADB TRANSPORT FORUM
**Asia on the move: energy efficient and inclusive
transport**

9th to 12th September 2008

**Key Engineering Issues in Designing
Sustainable Low Volume Rural Roads**

by

John Rolt

Honorary Chief Research Scientist, TRL Ltd.

The views expressed in this paper/presentation are the views of the author and do not necessarily reflect the views or policies of the Asian Development Bank (ADB), or its Board of Governors, or the governments they represent. ADB does not guarantee the accuracy of the data included in this paper and accepts no responsibility for any consequence of their use. Terminology used may not necessarily be consistent with ADB official terms.

An appropriate quotation

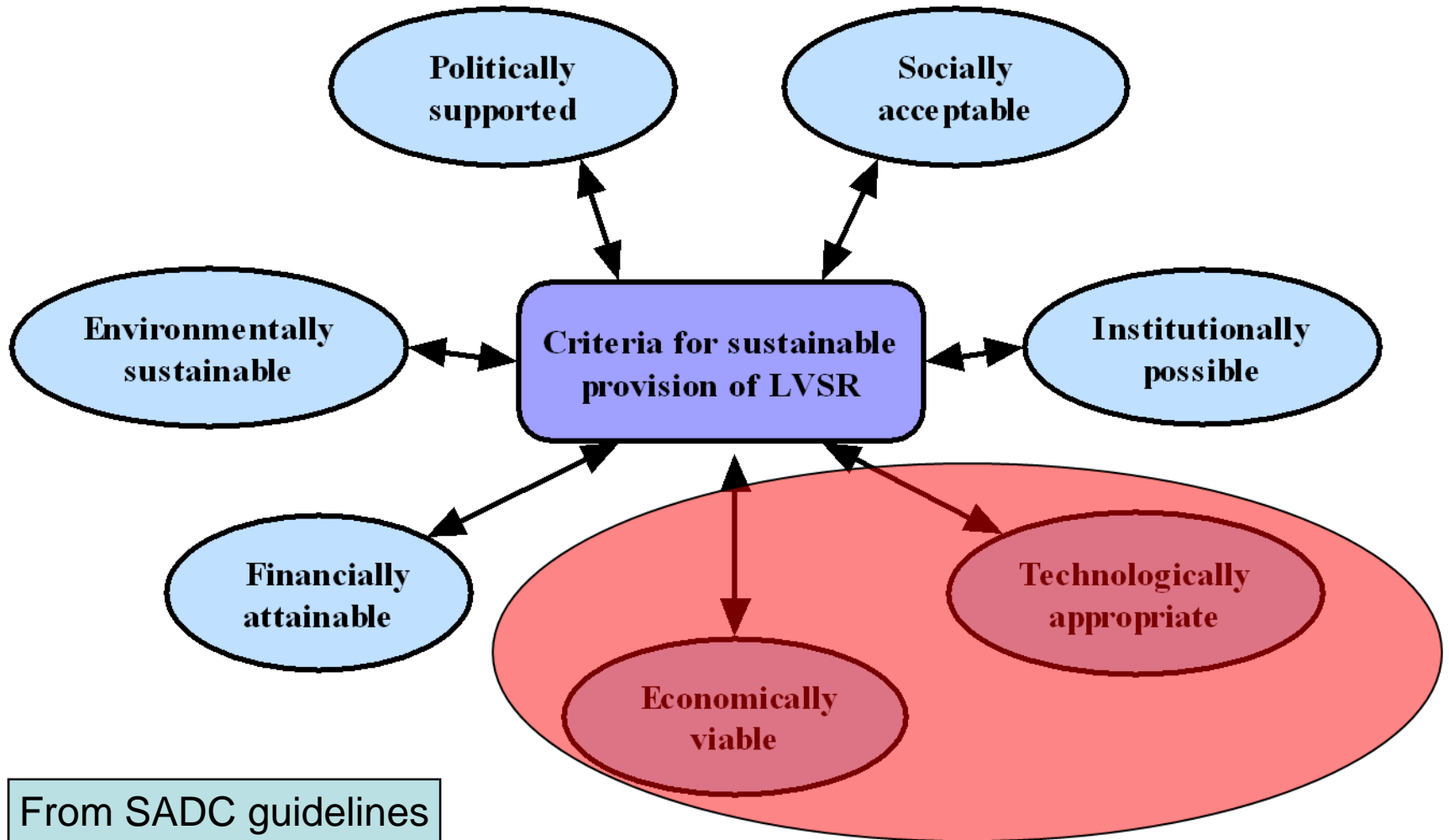
The challenge of pavement design for low volume roads

“I have always felt that it is easier to design a pavement for a high volume rather than a low volume road. On the low volume road we are continually striving for low cost, which makes our design extremely sensitive from the standpoint of thickness, quality of pavement and surfacing materials, geometric design, and many other factors.”

Eldon Yoder

(one of the most prominent pavement designers of our time).

Sustainability



Content of the presentation

- **Earth roads**
 - **Gravel roads**
 - **Paved roads**
 - **Light traffic**
 - **Heavier traffic**
- 

An important decision

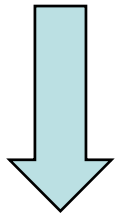
Many rural roads carry only relatively light vehicles

- Do we design just for these light vehicles or do we try to cater for the possibility that heavy vehicles may use the road ?
- If we design for the light traffic only, how do we prevent heavy vehicles from destroying the road ?
- *[In terms of overloading, a similar question applies to the design of main roads. It is just as serious for LVRRs]*

Range of LVRRs

TRAFFIC

Low volume
Light weight



High volume
Heavier weight

STRENGTH

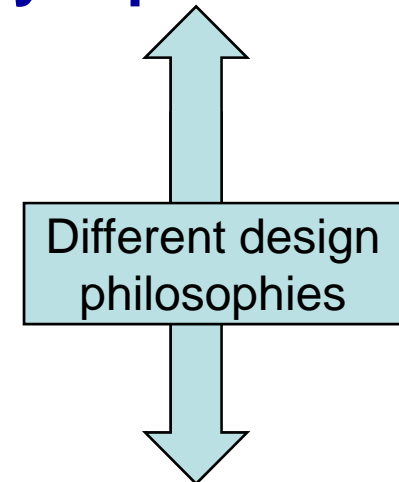
Thin & weak



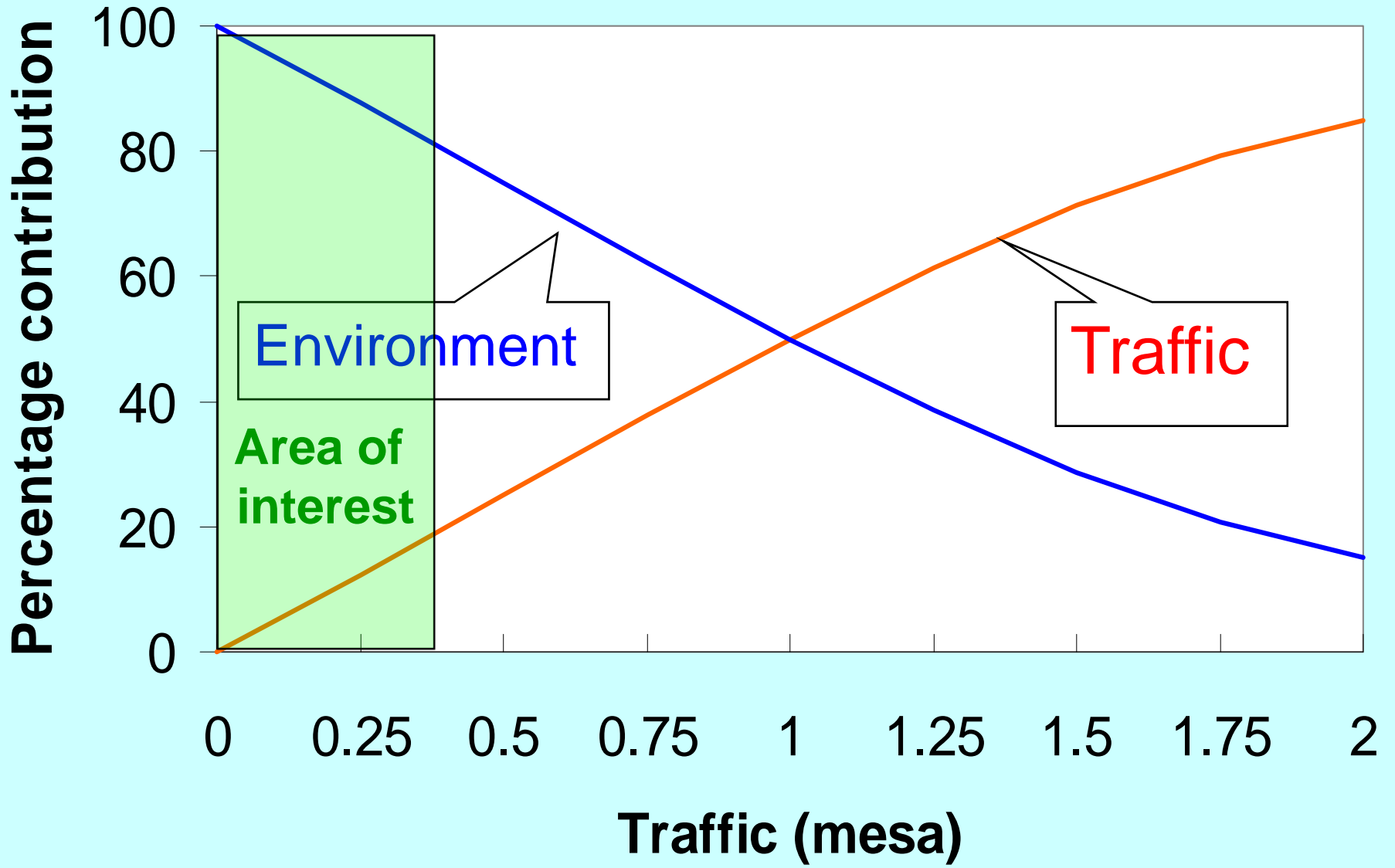
Thick & strong

MAIN CAUSE OF DETERIORATION

Environment
Tyre pressures



Axle loads (esa)



EARTH ROADS

**ENGINEERED NATURAL SURFACED
ROADS**

or

ENSRs

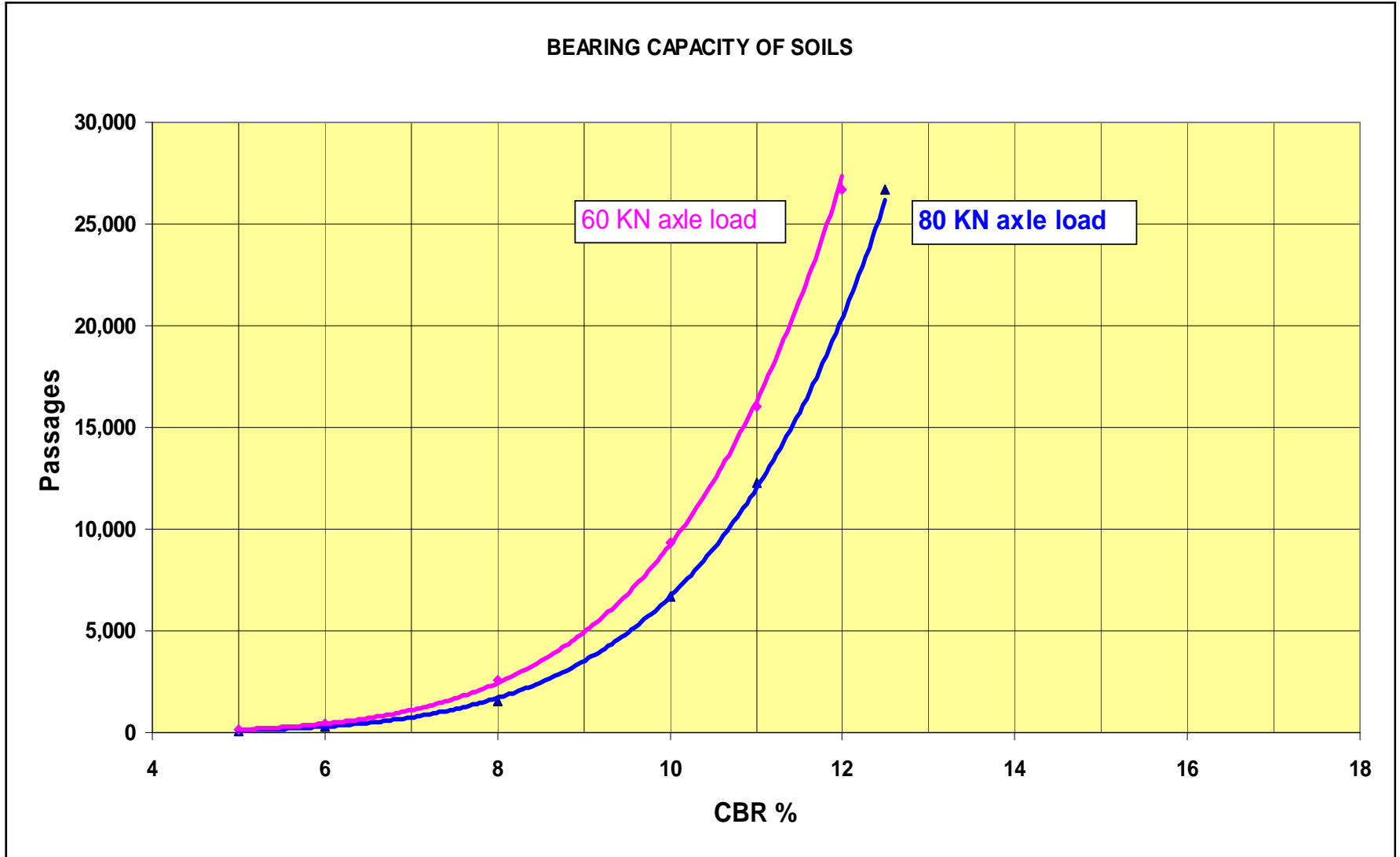
Philosophy - ENSRs

- **Some soils will usually deteriorate too quickly for an ENS to be a viable option.**
- **Best choice of surfacing will depend on the whole life costs of all the options, including social and environmental effects**
- **This will depend on the alternatives that are available and the range of factors influencing performance at each road location**
- **RELIABLE KNOWLEDGE OF LIKELY PERFORMANCE IS ESSENTIAL FOR SUCH A WHOLE LIFE COST ANALYSIS**

Traffic capacity of ENSRs

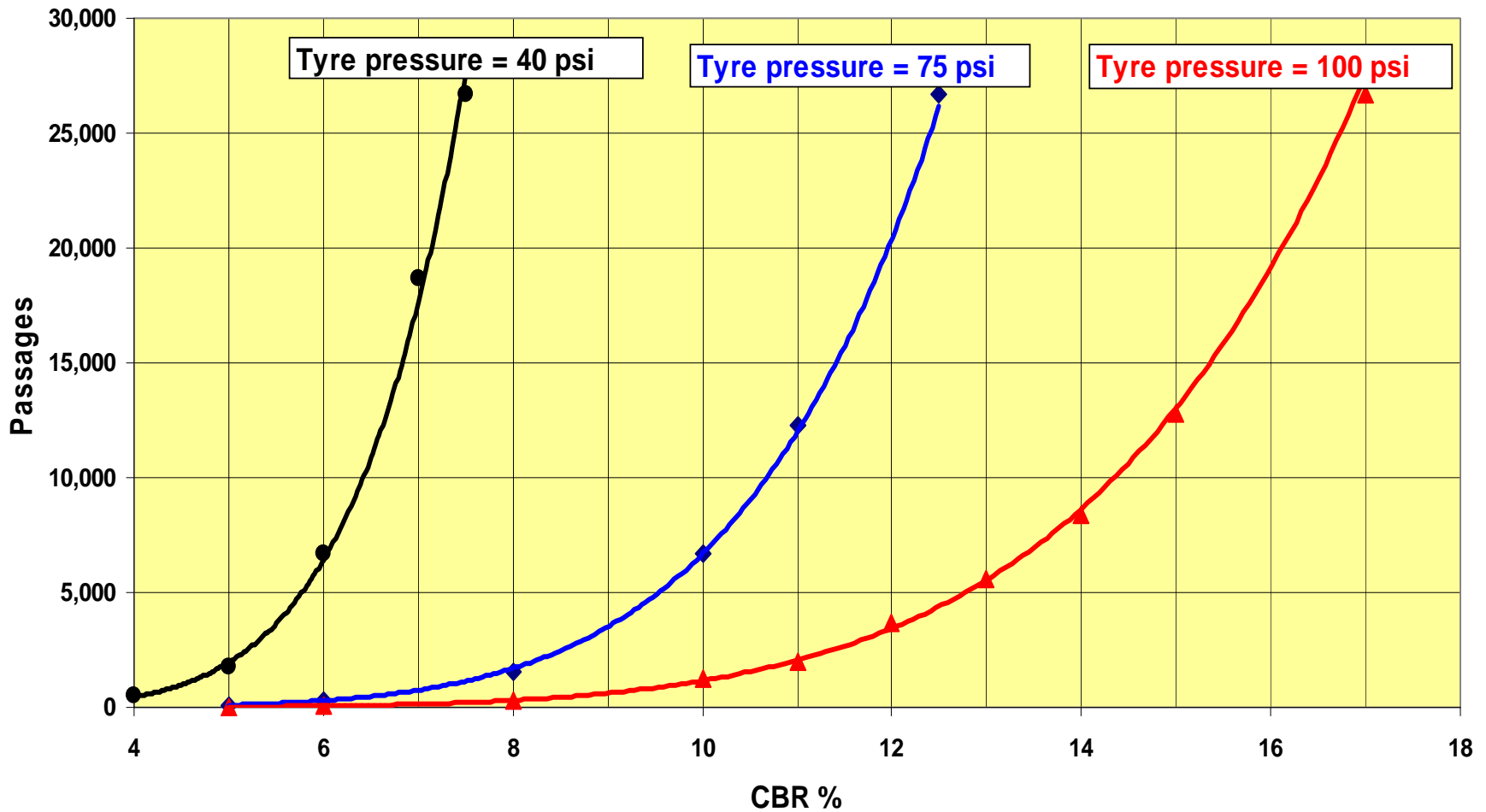
- **Estimating likely performance of ENSRs begins with estimating the traffic carrying capacity of the soils.**
- **Studies by the American Army in the 1960s and 1970s showed just how many vehicles of particular types could pass over soils of different strengths.**

Effect of axle load on basic soil



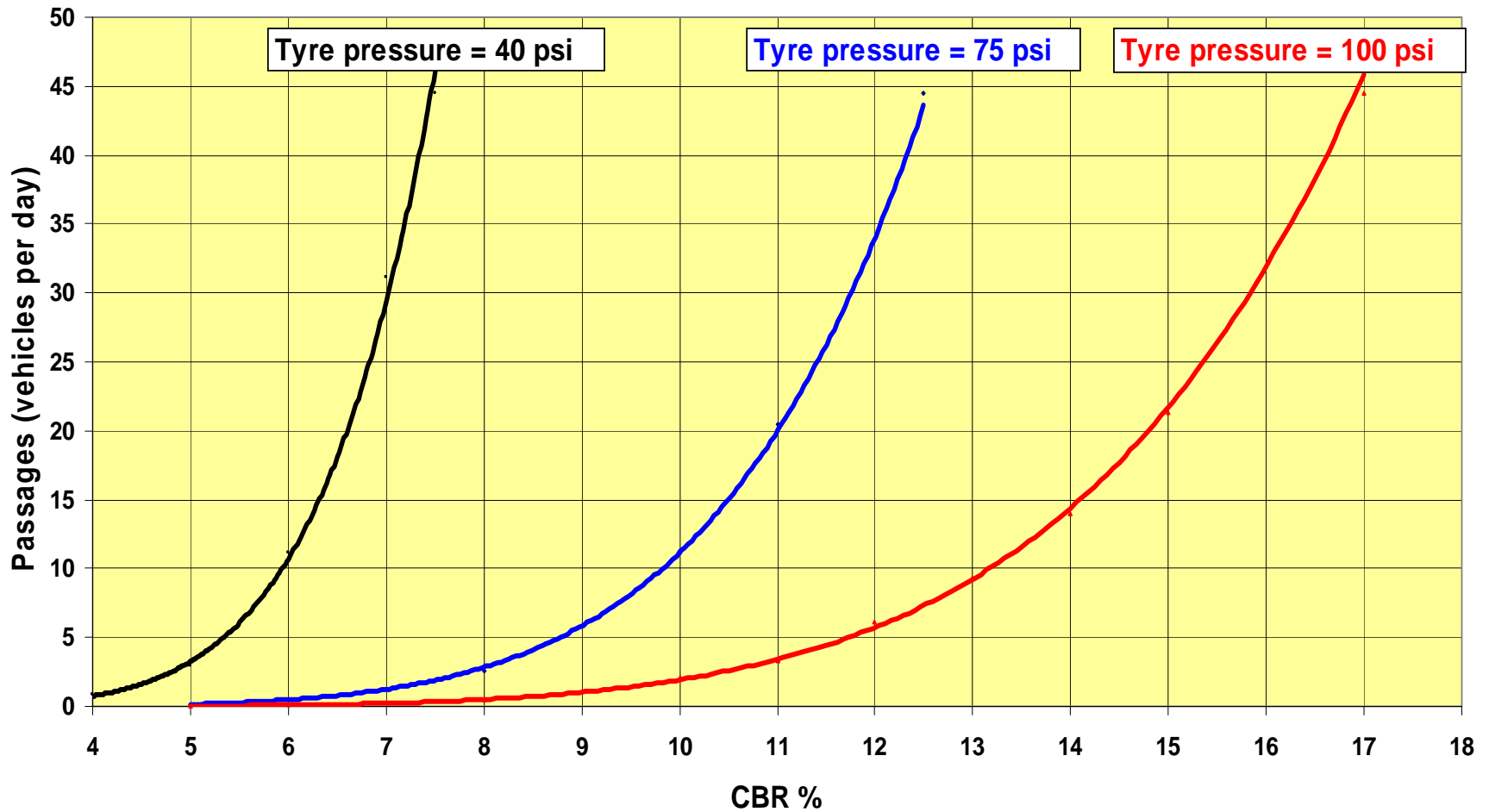
Effect of tyre pressures

BEARING CAPACITY OF SOILS



Effect of tyre pressures

Assumes 120 rain days per year and 5 year design period



Performance – the dependent variables

- **Potholes**
- **Rut formation**
- **Erosion**
- **Slipperiness when wet**
- **Slipperiness when dry (loose material)**
- **Corrugations**
- **Dust**
- **Loss of material**
- **++**

Performance depends on...

- **Soil properties**
 - Particle Size Distribution,
 - Plasticity,
 - Strength,
- **Rainfall (amount and intensity)**
- **Traffic (type, volume and tyre pressure)**
- **Longitudinal gradient, width**
- **Quality of drainage**
 - Ditches
 - Crown height
 - Camber
 - 'Run-off'
- **Level of water table**
- **+++**

Additional issues

- **The complexity of behaviour is further complicated by the fact that several key factors behave non-linearly and may be two-valued.**
 - For example, behaviour improves as plasticity increases but, upon further increase in plasticity, behaviour deteriorates.
- **Many factors are not constant but change with time.**
 - Camber, for example, slowly decreases. Deterioration is expected to increase rapidly when the run-off of surface water becomes difficult

Definitions

Shrinkage Product =

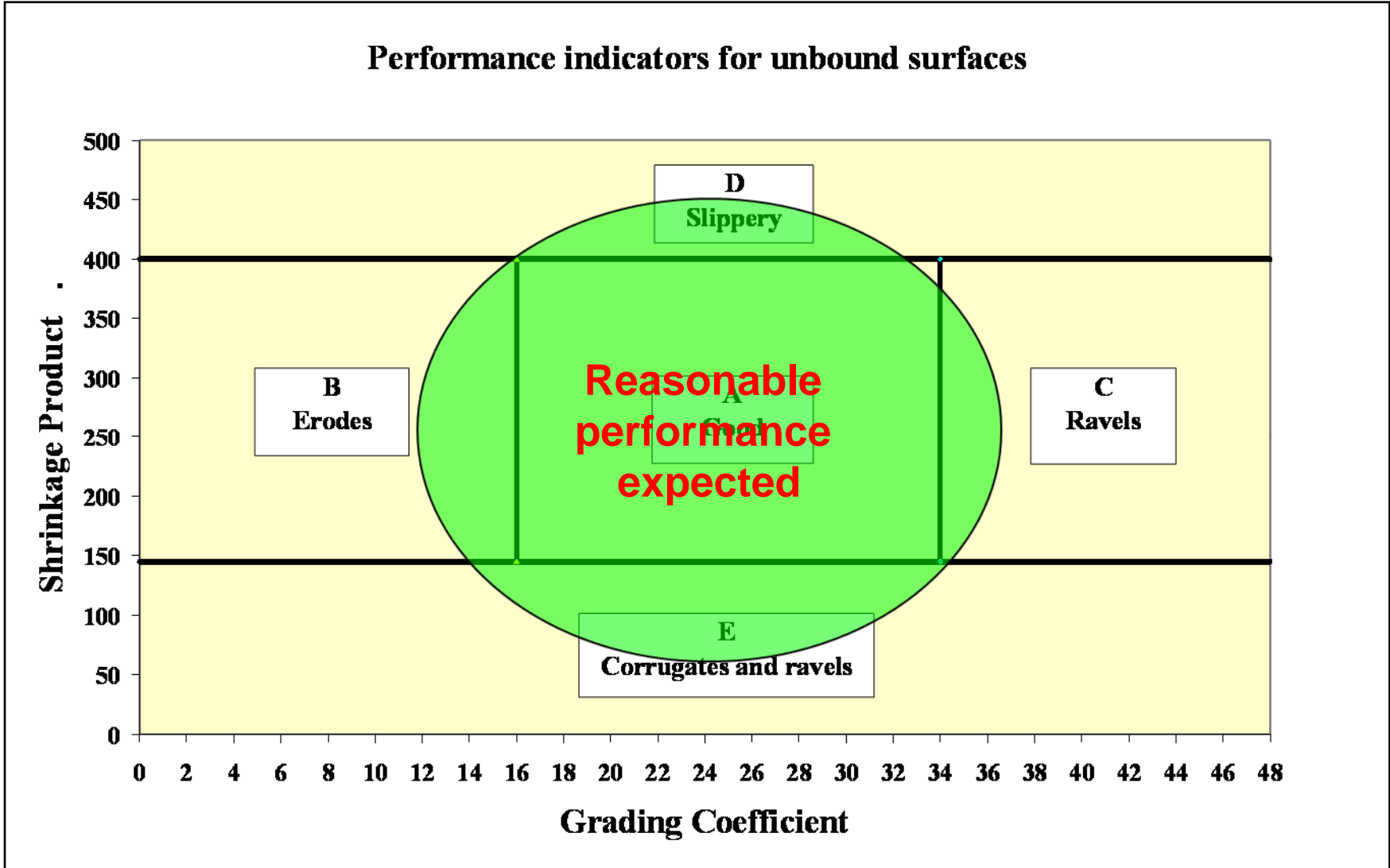
Linear Shrinkage x P_{0.425}mm

Grading Coefficient =

P_{4.75}*(P_{26.5} – P_{2.0})/100

Linear shrinkage is strongly related to the clay content and its properties

General behaviour of earth and gravel roads



(Source: P Paige-Greene, 2007)

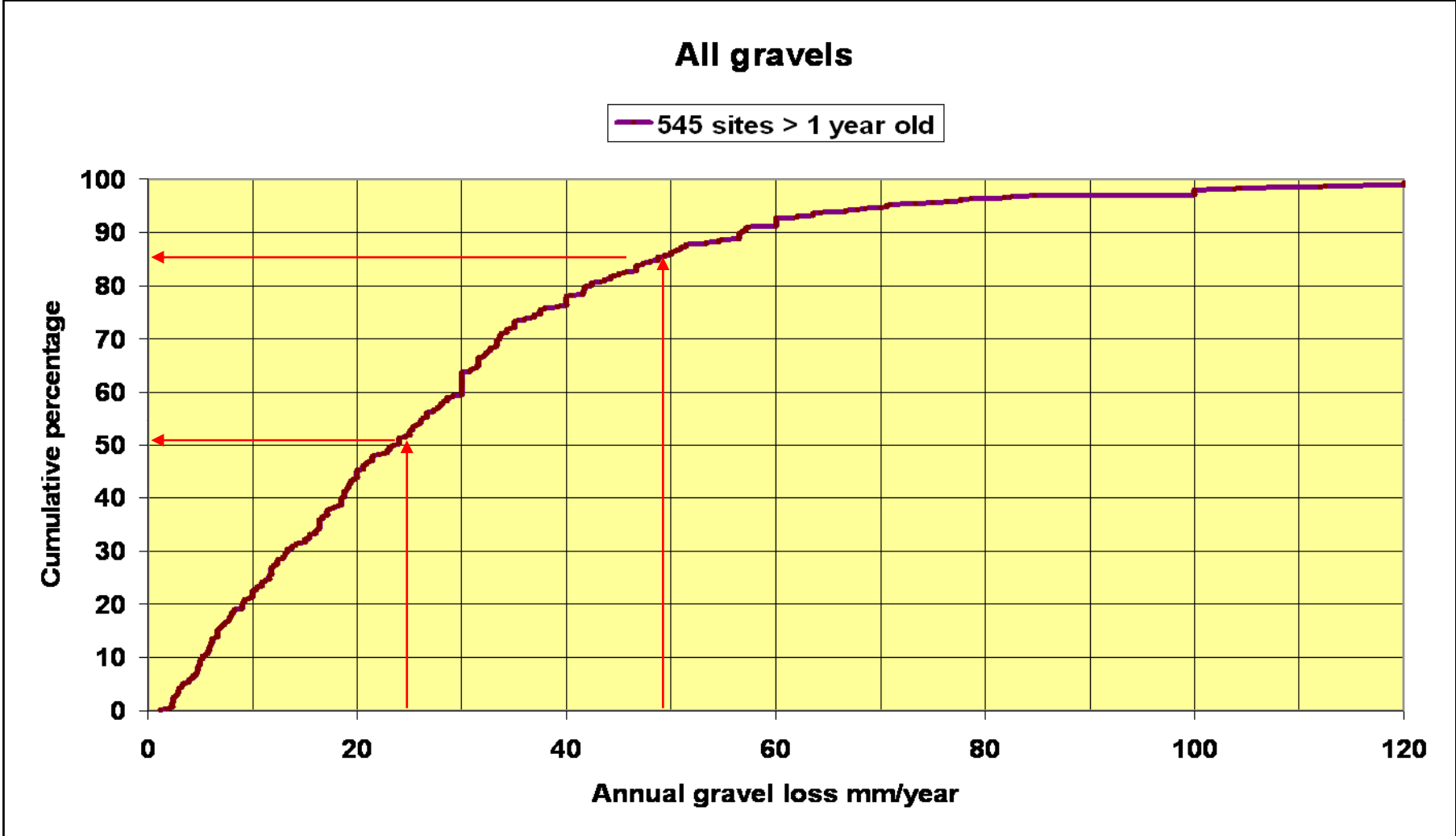
Gravel roads

Factors decreasing the traffic threshold for upgrading

- Increasing shortage and cost of gravel
- Use of more appropriate pavement structural designs
- Use of more appropriate geometric design
- Inclusion of benefits from motorcycle and intermediate motorised transport
- Inclusion of benefits from non-motorised transport
- Adverse impacts of traffic on gravel roads (loss of gravel and dust)
- Reduced environmental damage from quarrying and haulage
- Realistic assessment of the likely maintenance that the roads will receive

Adapted from SADC Guideline on Low-Volume Roads

Gravel loss in Vietnam



What is needed

- **All year access**
- **Good long term performance**
- **Low whole life cost**
- **Ease of construction (minimise risk of poor quality)**
- **Low maintenance**

+

- **Suitable for local small scale contractors**
- **Construction provides advantage to local economy**
- **Possible employment opportunities for women**

This also implies...

- **The pavement has good load spreading characteristics**
- **The sensitivity of the design to water is low**
- **The strength of the upper layers is sufficient to resist damage by heavy wheel loads**
- **Whole life TOTAL costs are lower than the alternatives**

Options

- 1. Make use of locally available and low cost materials that do not meet standard specifications (marginal materials)**
- 2. Strengthen weak materials by stabilisation**
- 3. Improve local methods using Environmentally Optimised Design (EOD) principles**
- 4. Try more innovative solutions e.g. block paving, concrete roads**

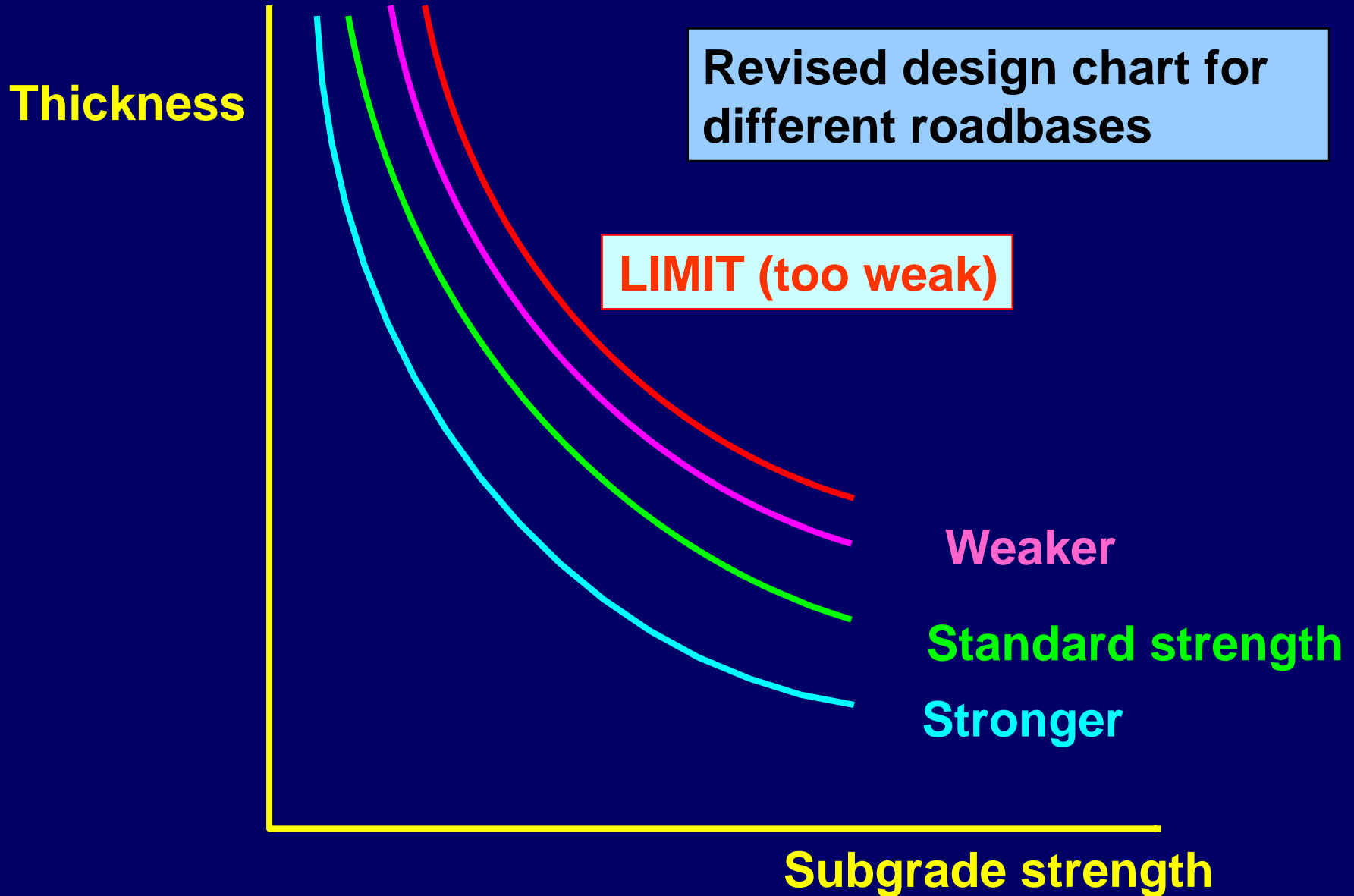
Key issues affecting choice

- **Severe climate-terrain – erosion problems**
- **Lack of good road-building materials**
- **Characteristics of the materials that are available**
- **Likely traffic volumes and axle loads/tyre pressures**
- **High water tables and flooding**
- **Local construction skills and capacity**
- **Local maintenance skills and capacity**

Using marginal materials

- **A variety of material types (worldwide) have been investigated and suitable methods for their successful use have been derived (e.g. calcretes, laterites, volcanic ash, soft limestones, ++**
- **Greater care is required to make sure that some of these materials are not allowed to become too wet.**
- **This includes sealing shoulders, increased embankment height/ditch depth, good surface seals, ++**
- **This is the concept of Environmentally Optimised Design (EOD)**

CBR DESIGN FOR 5 TONNE WHEEL



Alternative road designs

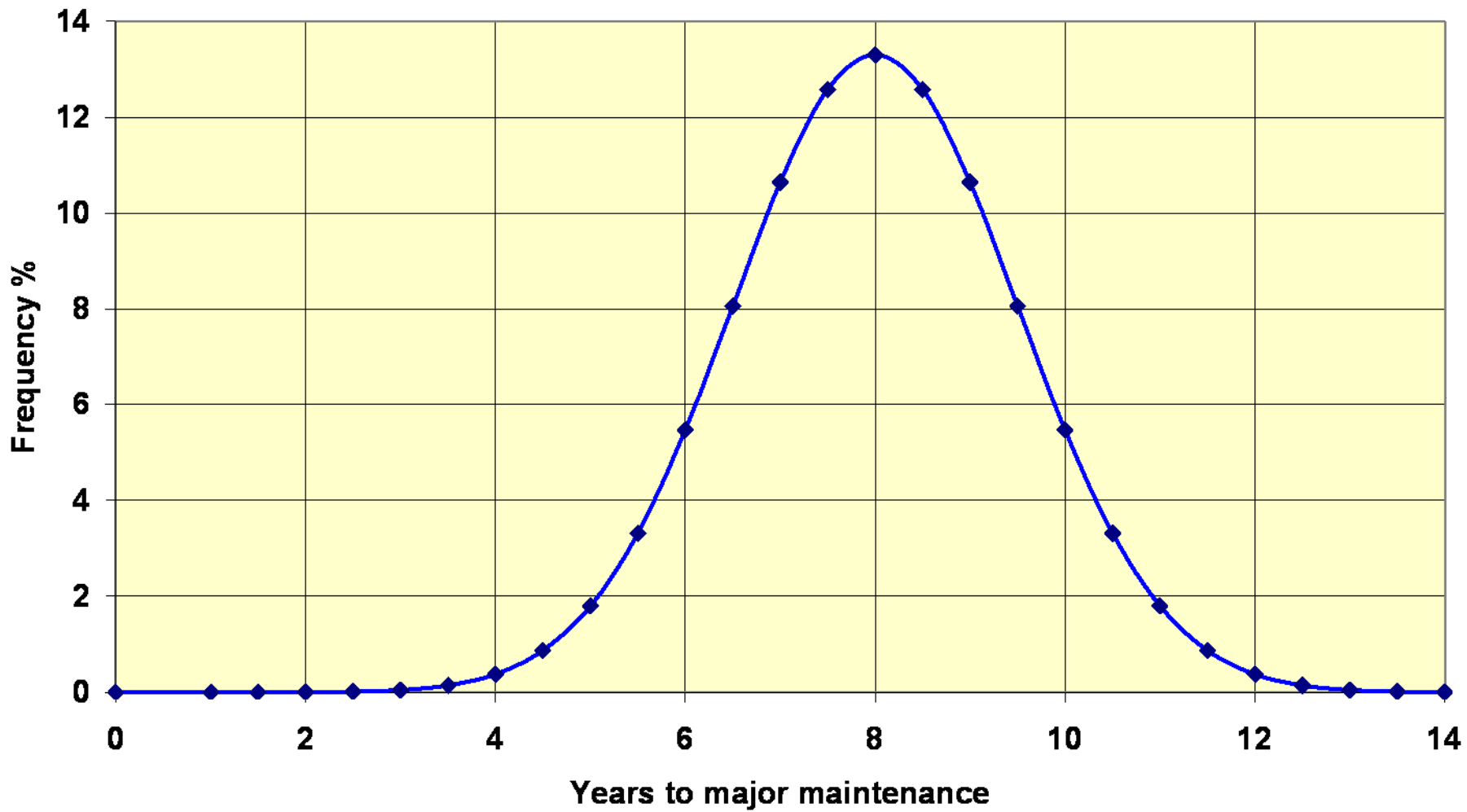
- **lime and cement stabilised bases**
- **bitumen stabilised bases**
- **dry bound and water bound macadam bases**
- **dressed stone**
- **clay bricks**
- **steel, bamboo and unreinforced concrete**
- **chip seals**
- **penetration Macadam**

Alternative surfacings

- **graded aggregate seals (Otta seals),**
- **sand seals,**
- **slurry seals,**
- **hand-packed stone,**
- **stone setts and**
- **concrete blocks,**

**A key problem of all road research is
variability**

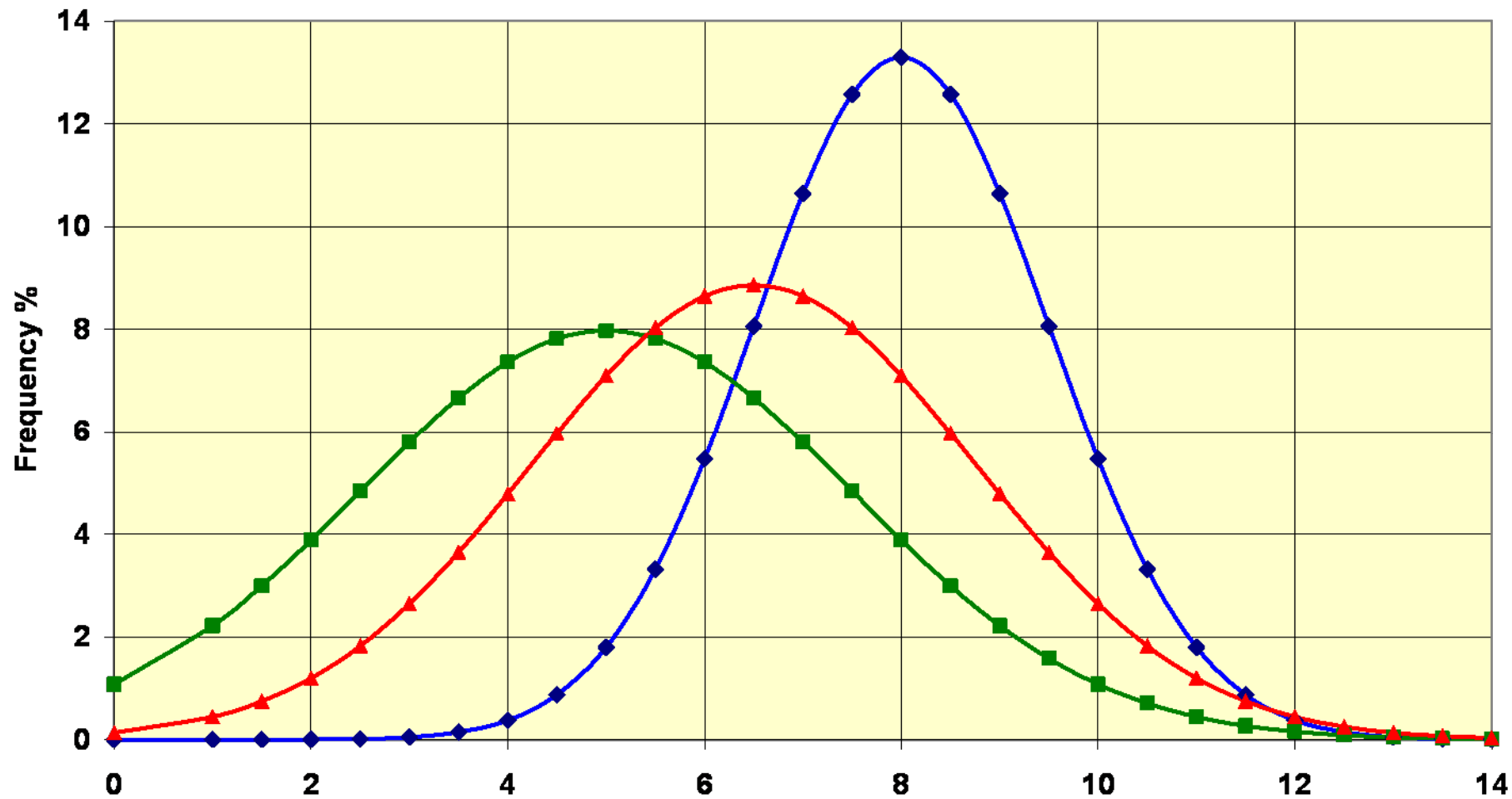
**Variability in performance is one of
the main reasons why we do not
know the answers to many of our
pavement problems**



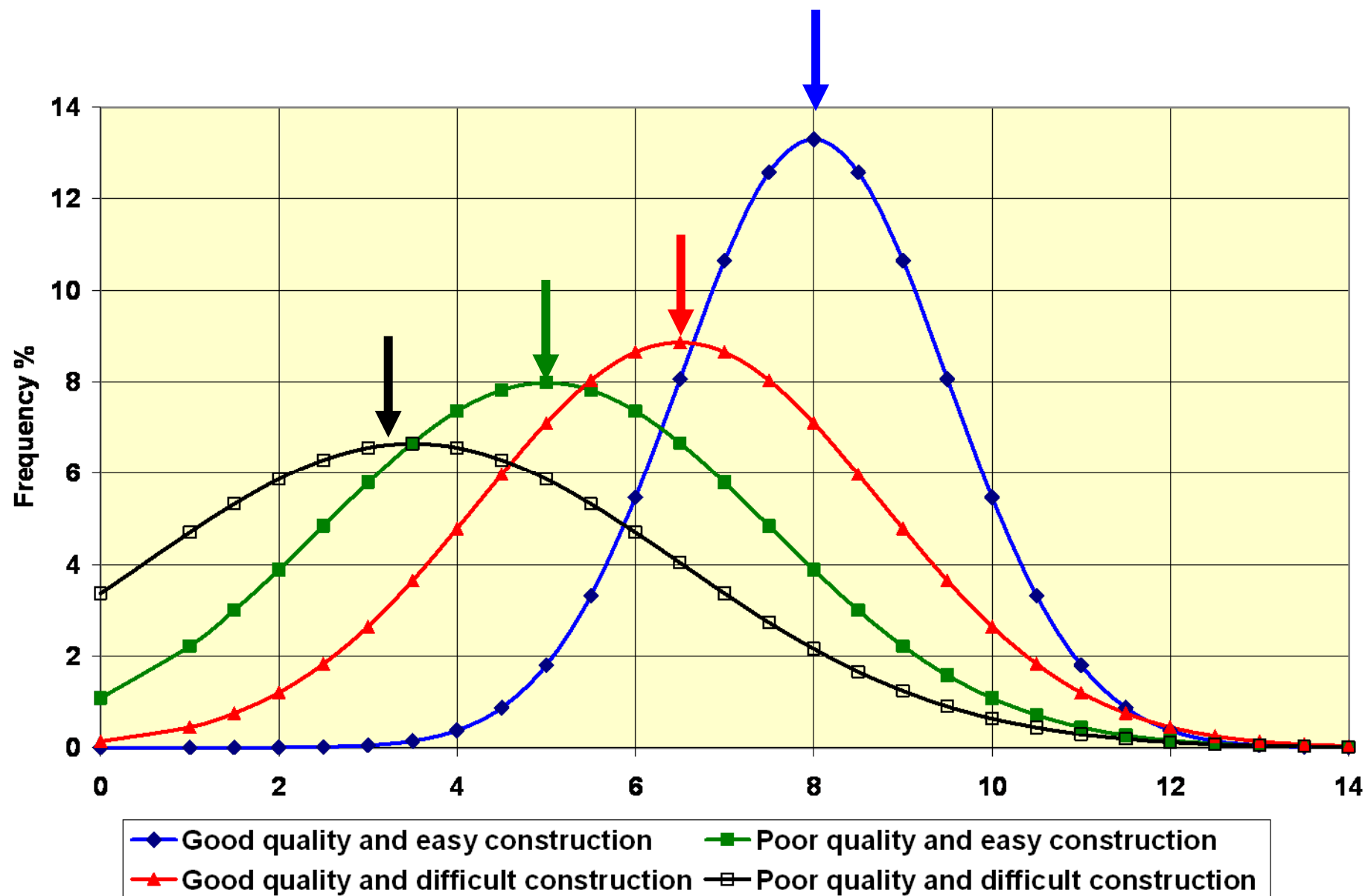
◆ Good quality and easy construction



◆ Good quality and easy construction ■ Poor quality and easy construction



◆ Good quality and easy construction ■ Poor quality and easy construction
▲ Good quality but difficult construction



The current position

Evaluation factors

- Use of local materials
- Use of labour based techniques
- Ease of construction
- Maintenance demand
- Suitability for small scale contractors
- Advantage to the local economy
- Employment for women
- *Likely long term performance based on load spreading ability, susceptibility to water, estimated WLCs*

Next steps

- **The construction of the trials has been completed but estimation of WLC and selection of overall best options in particular circumstances requires long-term performance information and detailed analysis.**
- **This is now taking place**

Thank you for your attention