

IN.213-09  
6 August 2009

## Financing Partnerships

Attached for information is a paper on the above subject.

For Inquiries: W. Liepach, Office of Cofinancing Operations  
(Ext. 6314)



---

July 2009

## Financing Partnerships

Asian Development Bank

## ABBREVIATIONS

|       |   |   |
|-------|---|---|
| ADB   | – | Asian Development Bank  |
| AFD   | – | Agence Française de Développement (a development finance institution of France) |
| ATF   | – | Asian Tsunami Fund  |
| CCF   | – | Climate Change Fund   |
| CEFPP | – | Clean Energy Financing Partnership Facility                                     |
| DMC   | – | developing member country   |
| DVA   | – | direct value-added  |
| EIB   | – | European Investment Bank  |
| IsDB  | – | Islamic Development Bank  |
| JBIC  | – | Japan Bank for International Cooperation  |
| MDB   | – | multilateral development bank   |
| OFID  | – | OPEC Fund for International Development   |
| PRC   | – | People's Republic of China  |
| PRG   | – | political risk guarantee  |
| TA    | – | technical assistance  |
| WFPF  | – | Water Financing Partnership Facility  |

## NOTE

In this report, "\$" refers to US dollars.

|                           |   |
|---------------------------|---|
| <b>Vice-President</b>     | U. Schäfer-Preuss<br>Knowledge Management and Sustainable Development |
| <b>Principal Director</b> | W. Liepach, Office of Cofinancing Operations                          |

In preparing any country program or strategy, financing any project, or by making any designation of or reference to a particular territory or geographic area in this document the Asian Development Bank does not intend to make any judgments as to the legal or other status of any territory or area.

## CONTENTS

|   | <b>Page</b> |
|---|-------------|
| I. OVERVIEW   | 1           |
| A. Mainstreaming Partnerships in Support of Strategy 2020           | 1           |
| B. Contribution of Direct Value-Added Cofinancing to ADB Operations | 2           |
| C. Sources of Direct Value-Added Cofinancing                        | 6           |
| II. CREDIT ENHANCEMENT OPERATIONS                                   | 7           |
| III. CONCESSIONAL FINANCING PARTNERSHIPS                            | 8           |
| A. Grant Cofinancing  | 9           |
| B. Official Loan Cofinancing  | 12          |
| IV. OUTREACH AND FINANCING PARTNERSHIP ACTIVITIES                   | 14          |

### APPENDIXES

|  |    |
|--|----|
| 1. List of Investment Projects with Cofinancing, 2008  | 16 |
| 2. Technical Assistance Projects with Asian Development Bank–Administered Grant Financing, 2008      | 19 |
| 3. Summary of Direct Value-Added Cofinancing for Investment Projects by Year, 1970–2008              | 23 |
| 4. Technical Assistance Projects Financed by External Sources by Year, 1970–2008                     | 24 |
| 5. Summary of Direct Value-Added Cofinancing for Investment Projects by Sector, 1970–2008            | 25 |
| 6. Summary of Direct Value-Added Cofinancing for Investment Projects by Recipient Country, 1970–2008 | 26 |
| 7. Technical Assistance Projects Financed by External Sources by Sector, 1970–2008                   | 27 |
| 8. Technical Assistance Projects Financed by External Sources by Recipient Country, 1970–2008        | 28 |
| 9. Summary of Direct Value-Added Cofinancing for Investment Projects by Source, 1970–2008            | 29 |
| 10. Summary of Investment Projects with Asian Development Bank Guarantee Support, 1988-2008          | 31 |
| 11. List of Asian Development Bank–Administered Trust Funds Covered by Framework Agreements          | 33 |
| 12. List of Participating Agencies in Outreach and Financing Partnership Activities                  | 39 |

## I. OVERVIEW

1. This report highlights the direct value-added (DVA) cofinancing<sup>1</sup> operations of the Asian Development Bank (ADB) during 2008. It records financing partnerships during the year, including the establishment of cofinancing framework agreements; establishment of new trust fund and replenishment of existing funds; project-specific cofinancing arrangements, and credit enhancement operations. This report does not include the Japan trust funds<sup>2</sup> since they are reported to the Board separately.

### A. Mainstreaming Partnerships in Support of Strategy 2020

2. One of the five drivers of change advanced in Strategy 2020: The Long-Term Strategic Framework of the Asian Development Bank, 2008–2020 (Strategy 2020)<sup>3</sup> is for ADB to engage in partnerships with a more diverse group of institutions. Notably, the aim is to expand the scope of ADB's partnership agenda beyond its current mainly official development finance partners to include endeavors with the private sector and private institutions. Strategy 2020 also advocates the promotion of new assistance models underpinning these partnerships, including closer collaboration with the private sector in project cofinancing and use of market-based investment instruments.

3. As part of the drive to make partnerships a core element of ADB's business model, the Office of Cofinancing Operations is pursuing more cofinancing deals based on a partnership approach. Therefore, programmatic planning is a key feature of the new framework cofinancing agreements being put in place, with partners sharing common development goals and priorities. A number of such agreements were signed in 2008, among others with the Islamic Development Bank (IsDB) and the Republic of Korea (detailed in section IIIB, Official Loan Cofinancing). Efforts to match cofinanciers' priorities and regional departments' cofinancing requirements have also been stepped up, helping to ensure prompt commitment of funds under existing framework agreements.

4. In parallel, internal business processes were attuned to enhance the partnership approach. Cofinancing was more fully integrated into the 2009–2011 work program and planning cycle, as well as the annual operations review exercise. These actions helped to move cofinancing upstream in the project processing cycle, and provide greater predictability for cofinancing to be arranged. The goal is to bring about greater institutional understanding of the areas of interest and resource commitments of major cofinancing partners. At the country programming stage, this facilitates the identification of projects with potential to be cofinanced. In addition, project-specific cooperation with development partners was streamlined with the introduction of standardized cofinancing agreement templates. Finally, the level of DVA cofinancing against ADB's own lending was introduced in 2008 as one of the indicators of ADB's development effectiveness in mobilizing additional financial resources for its assisted projects.

---

<sup>1</sup> DVA cofinancing involves administrative or collaborative arrangements with ADB. Starting in 2006, cofinancing statistics indicate DVA cofinancing; data for previous years have been revised accordingly.

<sup>2</sup> These are the Japan Fund for Information and Communication Technology, Japan Fund for Poverty Reduction, Japan Fund for Public Policy Training, and Japan Scholarship Program.

<sup>3</sup> ADB. 2008. *Strategy 2020. The Long-Term Strategic Framework of the Asian Development Bank 2008–2020*. Manila.

## B. Contribution of Direct Value-Added Cofinancing to ADB Operations

5. In 2008, DVA cofinancing for projects approved by ADB amounted to \$1.65 billion, which represents about 14% of the amount financed by ADB's own resources. A breakdown of DVA cofinancing in 2008 by financing partnership modality is summarized in Table 1 and its contribution to ADB operations is in Table 2.

**Table 1. Breakdown of Total Direct Value-Added Cofinancing, 2008**

| Financing Partnership Modality          | No. of Projects <sup>a</sup> |              |            | Amount (\$ million) |              |                |
|---|------------------------------|--------------|------------|---------------------|--------------|----------------|
|   | Sovereign                    | Nonsovereign | Total      | Sovereign           | Nonsovereign | Total          |
| <b>A. Investment Projects</b>           |                              |              |            |                     |              |                |
| 1. Credit Enhancement Operations        |                              |              |            |                     |              |                |
| a. Guarantees                           | 0                            | 1            | 1          | 0.0                 | 10.0         | 10.0           |
| b. Syndications                         | 0                            | 3            | 3          | 0.0                 | 565.0        | 565.0          |
| 2. Concessional Financing               |                              |              |            |                     |              |                |
| a. Grants                               | 17                           | 0            | 17         | 70.0                | 0.0          | 70.0           |
| b. Official Loans                       | 6                            | 0            | 6          | 924.6               | 0.0          | 924.6          |
| <b>Subtotal (A)</b>                     | <b>21</b>                    | <b>4</b>     | <b>25</b>  | <b>994.6</b>        | <b>575.0</b> | <b>1,569.6</b> |
| <b>B. Technical Assistance Projects</b> |                              |              |            |                     |              |                |
| 1. Grants                               | 76                           | 0            | 76         | 84.2                | 0.0          | 84.2           |
| <b>Total</b>                            | <b>97</b>                    | <b>4</b>     | <b>101</b> | <b>1,078.8</b>      | <b>575.0</b> | <b>1,653.8</b> |

Note: Cofinancing is recorded at the time of Asian Development Bank approval.

<sup>a</sup> A project with more than one source of cofinancing is counted once.

Source: Asian Development Bank cofinancing database.

**Table 2. DVA Cofinancing Compared with Overall ADB Operations, 2008**

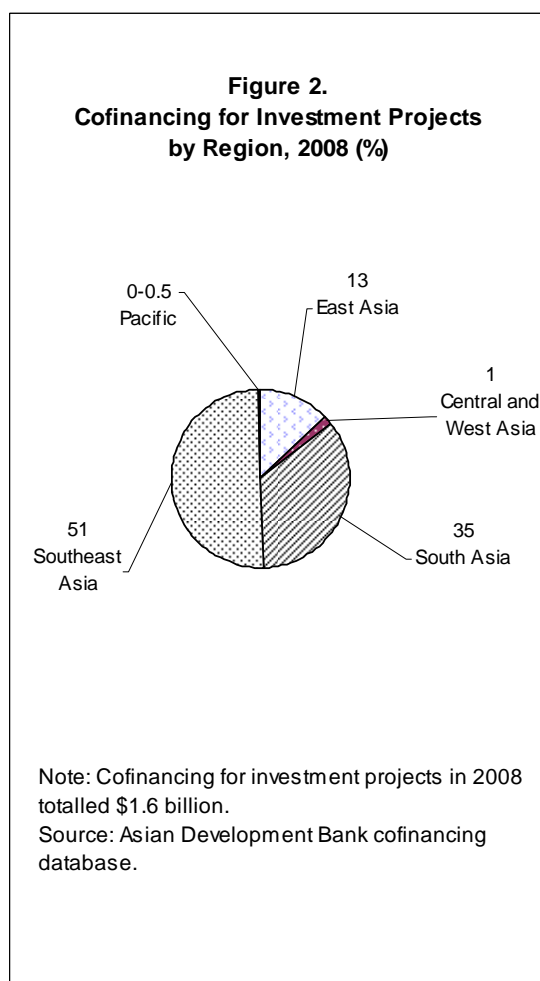
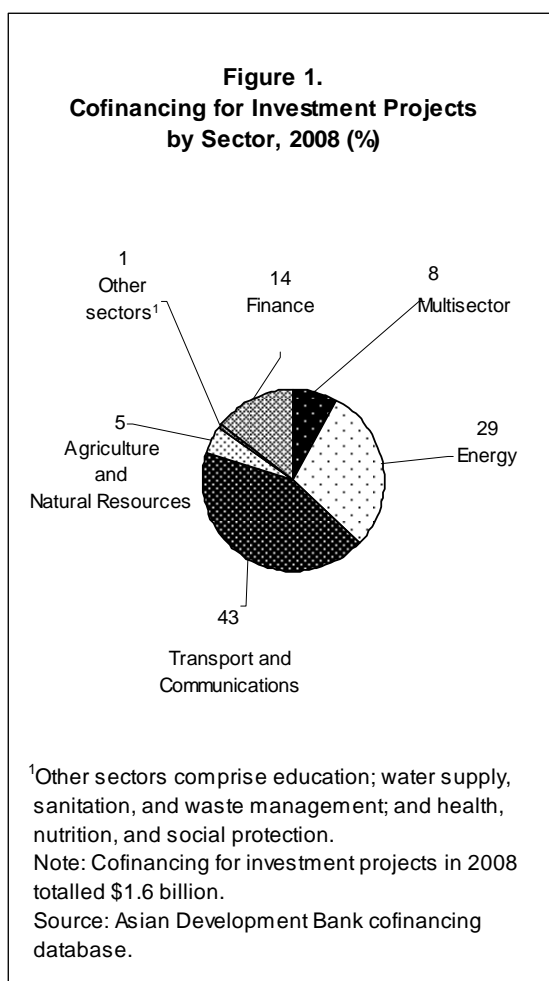
| Item                      | No. of Projects | %         | Amount (\$ million) | %         |
|---------------------------|-----------------|-----------|---------------------|-----------|
| ADB investment operations | 104             |           | 11,201.4            |           |
| DVA cofinancing           | 25              | 24        | 1,569.6             | 14        |
| ADB TA operations         | 299             |           | 274.5               |           |
| DVA cofinancing           | 76              | 20        | 84.2                | 31        |
| <b>Total</b>              | <b>403</b>      |           | <b>11,475.9</b>     |           |
|                           | <b>101</b>      | <b>25</b> | <b>1,653.8</b>      | <b>14</b> |

ADB = Asian Development Bank, DVA = direct value-added, TA = technical assistance.

Sources: Asian Development Bank 2008 Annual Report and Asian Development Bank cofinancing database.

6. ADB continues to record discrete cofinancing (non-DVA) as a memo item. In 2008, discrete cofinancing totaled about \$14.1 billion—comprising \$11.3 billion in commercial cofinancing, \$2.7 billion in official loan cofinancing, and \$124.8 million in grant cofinancing (Appendix 1).

7. In 2008, the transport and communications sector benefited most from DVA cofinancing (\$675.1 million), followed by energy (\$461.8 million), and finance (\$225.0 million) (Figure 1). On a regional basis, the largest share went to Southeast Asia (\$786.2 million), followed by South Asia (\$551.5 million) and East Asia (\$205.7 million) (Figure 2).



8. Trends in cofinancing are best evaluated using a 3-year moving average. On that basis, total DVA cofinancing increased by 47.7% over the previous period. Table 3 presents comparative DVA cofinancing volumes during 2005–2008. Compared with 2007, DVA cofinancing for investment and technical assistance (TA) projects in 2008 was 86% higher (\$887.5 million). This was largely attributable to infrastructure and energy projects funded by ADB that matched the interest and requirements of financing partners. For example, The Ho Chi Minh City–Long Thanh–Dau Giay Expressway Construction in Viet Nam<sup>4</sup> received the largest loan cofinancing (\$517.6 million) through collaborative cofinancing with the Japan Bank for International Cooperation (JBIC)<sup>5</sup> (Appendix 1). Through cofinancing, ADB is able to expand its support for development of certain sectors, such as infrastructure (Box 1).

**Table 3. Direct Value-Added Cofinancing Volume, 2005–2008**  
(\$ million)

| Item                                    | 2005         | 2006           | 2007         | 2008           | 3-Year Moving Average |                |                       |
|---|--------------|----------------|--------------|----------------|-----------------------|----------------|-----------------------|
|   |              |                |              |                | 2005–2007             | 2006–2008      | % Change <sup>1</sup> |
| <b>A. Investment Projects</b>           |              |                |              |                |                       |                |                       |
| 1. Credit Enhancement Operations        |              |                |              |                |                       |                |                       |
| a. Guarantees                           | 68.4         | 124.8          | 376.0        | 10.0           | 189.7                 | 170.3          | (10.3)                |
| b. Syndications                         | 0.0          | 405.0          | 200.0        | 565.0          | 302.5                 | 390.0          | 28.9                  |
| 2. Concessional Financing               |              |                |              |                |                       |                |                       |
| a. Grants                               | 225.9        | 166.1          | 101.4        | 70.0           | 164.5                 | 112.5          | (31.6)                |
| b. Official Loans                       | 22.5         | 565.2          | 120.5        | 924.6          | 236.1                 | 536.8          | 127.4                 |
| <b>Subtotal (A)</b>                     | <b>316.8</b> | <b>1,261.1</b> | <b>797.9</b> | <b>1,569.6</b> | <b>792.0</b>          | <b>1,209.6</b> | <b>52.7</b>           |
| <b>B. Technical Assistance Projects</b> |              |                |              |                |                       |                |                       |
| 1. Grants                               | 78.9         | 92.7           | 89.7         | 84.2           | 84.3                  | 87.0           | 3.1                   |
| <b>Total</b>                            | <b>395.7</b> | <b>1,353.9</b> | <b>887.5</b> | <b>1,653.8</b> | <b>879.0</b>          | <b>1,298.4</b> | <b>47.7</b>           |

() = negative number.

<sup>1</sup> Percentage increase or decrease of 2006–2008 average over 2005–2007 average.

Note: Figures may not add up to totals because of rounding.

Source: Asian Development Bank cofinancing database.

<sup>4</sup> ADB. 2008. *Report and Recommendation of the President to the Board of Directors: Proposed Loan for the Ho Chi Minh City–Long Thanh–Dau Giay Expressway Construction Project in Viet Nam*. Manila.

<sup>5</sup> JBIC was replaced by the Japan International Cooperation Agency in October 2008.

### Box 1. Expanding Support for Infrastructure Development

#### Collaborative Cofinancing Efforts

ADB and JBIC signed a Procedural Agreement to establish collaborative procedures for the administration of their respective loan agreements with the Government of Viet Nam for the development of the Ho Chi Minh–Long Thanh–Dau Giay Expressway.<sup>a</sup> While financing distinct project components and conducting own project supervision, ADB and JBIC<sup>b</sup> found it desirable to coordinate, exchange information, and consult each other on the progress of this project. ADB provided a loan of \$410.2 million while JBIC provided a loan of \$517.6 million. The development of this infrastructure will contribute to better traffic flow, benefiting economic activities in Ho Chi Minh City, surrounding provinces, and the Greater Mekong Subregion—in support of the Government’s overall poverty reduction program.

#### Framework Cofinancing Agreements

The Islamic Development Bank and the Republic of Korea’s Ministry of Strategy and Finance, Korea Development Bank, and Korea Export-Import Bank signed framework cofinancing agreements with ADB totaling \$5.5 billion for a 3-year rolling program under ADB’s Asian Infrastructure Financing Initiative. The initiative is ADB’s vehicle to support Asian developing member countries to put in place a comprehensive approach to infrastructure needs—including physical assets—as well as enabling policies, regulations, and institutions. Through these framework cofinancing agreements, ADB and its partners agreed to put in place systematic operational arrangements for better cooperation and coordination, to pool resources and develop a common pipeline of projects.

<sup>a</sup> ADB. 2008. *Report and Recommendation of the President to the Board of Directors: Proposed Loan for the Ho Chi Minh City–Long Thanh–Dau Giay Expressway Construction Project in Viet Nam*. Manila.

<sup>b</sup> JBIC was replaced by the Japan International Cooperation Agency in October 2008.

ADB = Asian Development Bank, JBIC = Japan Bank for International Cooperation.

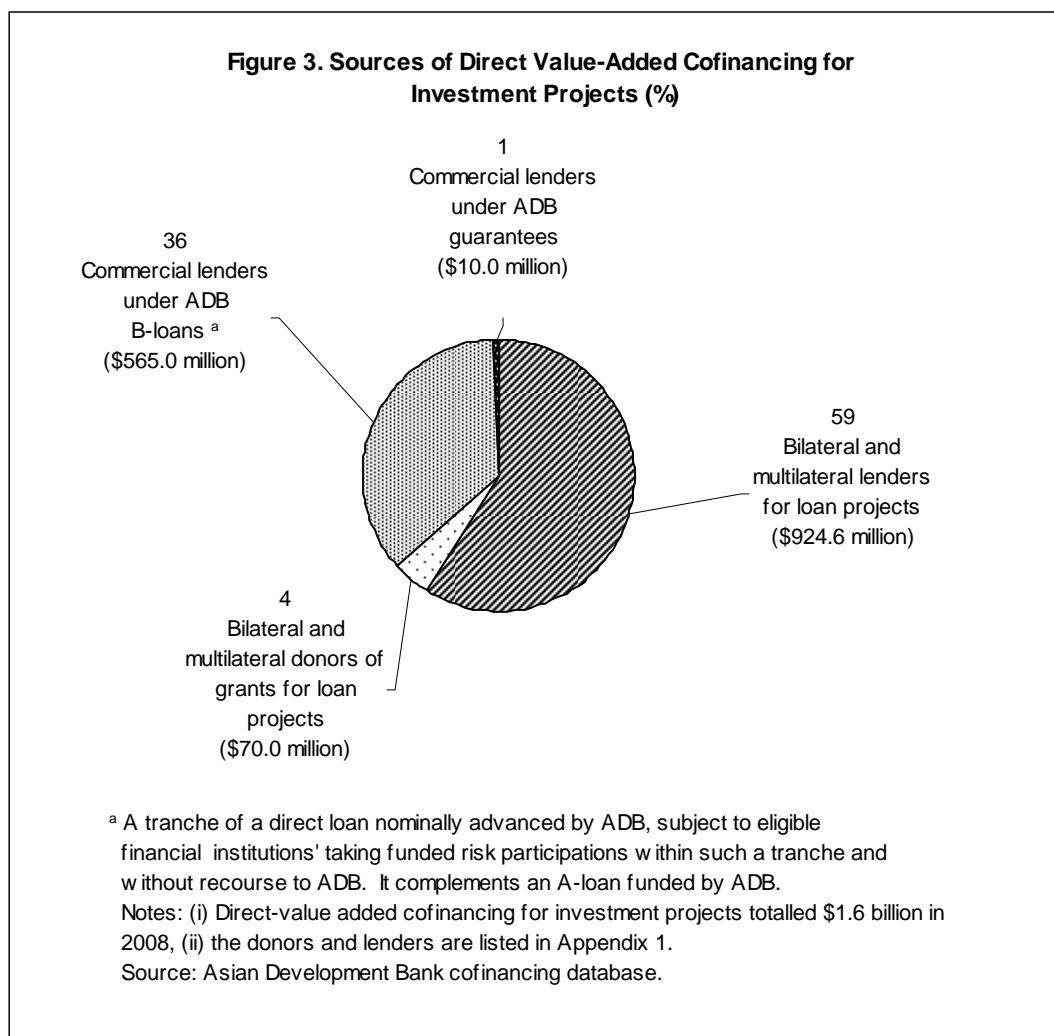
Source: Office of Cofinancing Operations.

9. Cumulative DVA cofinancing since 1970 has totaled \$15.7 billion for 1,222 projects—\$15.0 billion for 305 investment projects (Appendix 3) and \$772.7 million for 917 TA projects (Appendix 4). The energy sector accounted for \$5.3 billion (35%) of DVA cofinancing for investment projects, followed by transport and communications with \$2.4 billion (16%) and multisector with \$2.2 billion (15%). For TA projects, the agriculture and natural resources sector accounted for \$223.1 million (29%); followed by multisector for \$146.5 million (19%); and law, economic management, and public policy for \$130.1 million (17%). Details on sector distribution are in Appendix 7.

10. The top three recipient countries in terms of cofinancing volume for investment projects since 1970 are the Philippines, Indonesia, and India (Appendix 6), while Bangladesh, India, and Pakistan received the largest cofinancing for technical assistance projects (Appendix 8).

### C. Sources of Direct Value-Added Cofinancing

11. Of the total DVA cofinancing volume for investment projects in 2008, 63% was contributed by bilateral and multilateral partners through loans (59%) and grants (4%), and the remainder (37%) was provided by commercial lenders (Figure 3). For TA operations, all of the grant cofinancing was provided by bilateral and multilateral partners.



12. On a cumulative basis from 1970 to 2008, bilateral donors and multilateral financing institutions provided \$7.7 billion in loans and \$1.2 billion in grants for a combined contribution of \$8.9 billion (65%) to total DVA cofinancing for investment projects. Commercial financial institutions provided \$4.8 billion, accounting for the remaining 35% of the total (Appendix 9).

## II. CREDIT ENHANCEMENT OPERATIONS

13. In 2008, ADB's credit enhancement operations comprised one political risk guarantee<sup>6</sup> and three syndications through B-loans.<sup>7</sup> Guarantee operations decreased from \$376 million for four projects in 2007 to \$10 million for 1 project in 2008 (Table 4).<sup>8</sup> Syndications through B-loans increased to \$565 million for 3 projects from \$200 million for 1 project in 2007 (Table 5).

**Table 4. Guarantees, 2008**  
(\$ million)

| Project  | ADB Amount | Guarantee Amount | Type of Guarantee             |
|--|------------|------------------|-------------------------------|
| Afghanistan: Roshan Expansion (Phase III) <sup>a</sup> | 60.0       | 10.0             | PRG without counter-guarantee |
| <b>Total</b>   |            | <b>10.0</b>      |                               |

ADB = Asian Development Bank, PRG = political risk guarantee.

<sup>a</sup> Nonsovereign private sector loan.

Source: ADB cofinancing database.

**Table 5. Syndications, 2008**  
(\$ million)

| Project  | A-Loan       | B-Loan Syndication |
|--|--------------|--------------------|
| PRC: Municipal District Energy Infrastructure Development <sup>a</sup> | 200.0        | 200.0              |
| India: National Highway I Panipat–Jalandhar Toll Road <sup>b</sup>     | 100.0        | 140.0              |
| Indonesia: Bank Mandiri (Persero) <sup>b</sup>                         | 75.0         | 225.0              |
| <b>Total</b>   | <b>376.0</b> | <b>565.0</b>       |

ADB = Asian Development Bank, PRC = People's Republic of China.

Notes: (i) A-loan a loan funded by ADB, (ii) B-loan = a tranche of a direct loan nominally advanced by ADB, subject to eligible financial institution's taking funded risk participations within such a tranche and without recourse to ADB; it complements an A-loan.

<sup>a</sup> Nonsovereign private sector loan.

<sup>b</sup> Nonsovereign public sector loan.

Source: ADB cofinancing database.

14. Since 1998 up to the end of 2008, ADB had approved 21 partial credit guarantees and 9 political risk guarantees, mobilizing about \$3.2 billion through syndicated loans and capital market instruments (Appendix 10).

<sup>6</sup> ADB's political risk guarantee facilitates commercial cofinancing of ADB-assisted projects by guaranteeing payment of all or part of the project's debt service against specific political (or sovereign) risks.

<sup>7</sup> A tranche of a direct loan nominally advanced by ADB, subject to eligible financial institutions taking funded risk participations within such a tranche and without recourse to ADB. It complements an A-loan funded by ADB.

<sup>8</sup> However, the political risk guarantee (PRG) was not made effective since the commercial lender subsequently decided to no longer avail itself of the PRG.

### III. CONCESSIONAL FINANCING PARTNERSHIPS

15. In 2008, concessional cofinancing totaled \$1.08 billion, mostly consisting of concessional loans (\$924.6 million or 86%)—the balance comprising grants for investment and TA projects (\$154.2 million or 14%) (Table 1). Grants and loans from bilateral and multilateral partners complement ADB's resources and allow for a larger project scope (Box 2).

#### Box 2. Increasing Emergency Disaster Assistance through Cofinancing

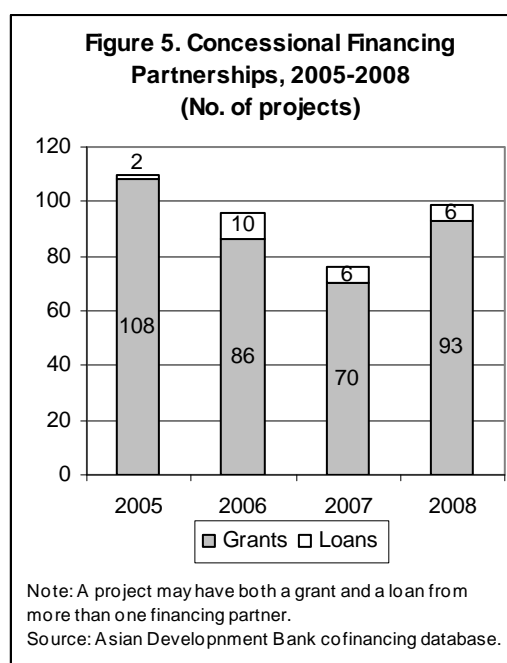
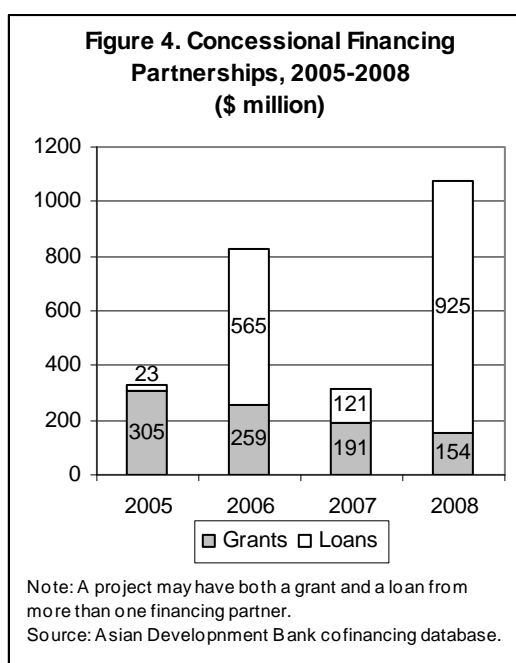
Cofinancing of \$90.0 million in grants and loans from the Canadian International Development Agency (\$10.0 million grant), Japan Bank for International Cooperation (\$60.0 million loan), and OPEC Fund for International Development (\$20.0 million loan) complemented ADB funding of \$120.0 million for the Emergency Disaster Damage Rehabilitation Project in Bangladesh. This increased financing allowed a larger project scope for the quick restoration of economic and social activity for the 25 million people seriously affected by the floods and cyclone in Bangladesh, while reducing future risk from similar disasters.

This project applies ADB's *Disaster and Emergency Assistance Policy (2004)*—coordinating with development partners, minimizing duplication, encouraging cofinancing, and having a catalytic effect that results in the provision of additional resources.

ADB = Asian Development Bank.

Source: ADB. 2008. *Report and Recommendation of the President to the Board of Directors: Proposed Loan and Technical Assistance Grant for the Emergency Disaster Damage Rehabilitation in Bangladesh*. Manila.

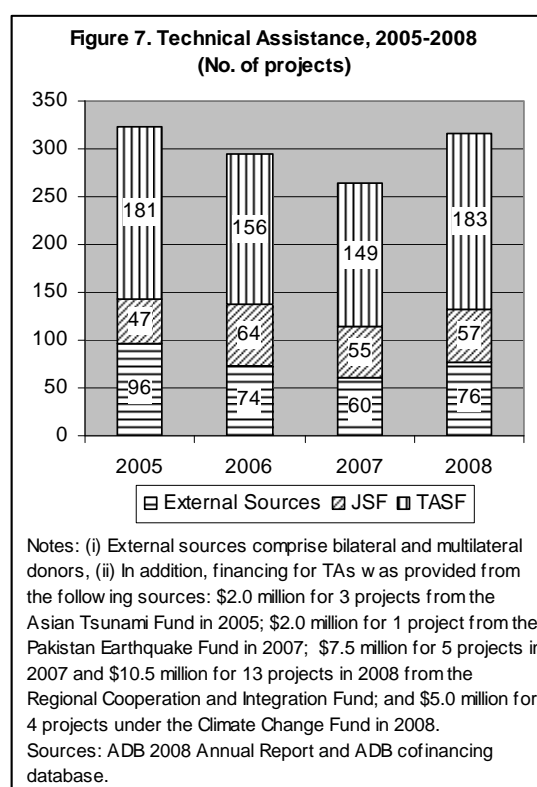
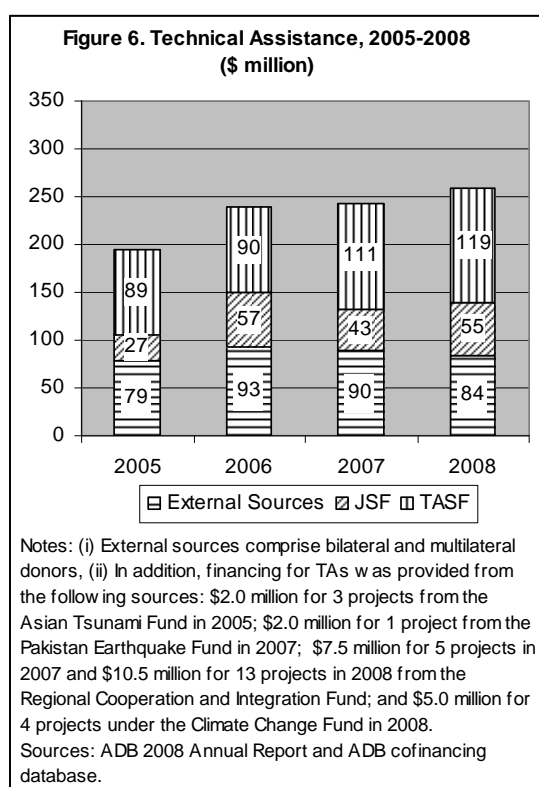
16. Figure 4 compares the volume of concessional financing partnerships funded by grants or loans in 2005–2008. Figure 5 compares the number of projects that received grants or loans during the same period.



## A. Grant Cofinancing

17. Bilateral and multilateral sources provide grant funds<sup>9</sup> to finance components of investment projects and TA projects either through channel financing arrangements<sup>10</sup> or project-specific cofinancing agreements. Grant funds complement ADB's Technical Assistance Special Fund and ADB's Special Funds resources<sup>11</sup> in financing core TA activities. In 2008, \$154.2 million in grants was mobilized from external sources—\$70.0 million for investment projects and \$84.2 million for TA projects.

18. Grants from external sources for TA projects accounted for 31% of ADB's 2008 TA program of \$274.5 million. These external grants financed 12 project preparatory TA projects for \$9.3 million, 24 advisory TA projects for \$26.3 million, and 40 regional TA projects for \$48.5 million. Figure 6 presents a breakdown of ADB TA projects by financing source for 2004–2008. Figure 7 presents a breakdown by number of projects for the same period.



<sup>9</sup> Also referred to as “cooperation funds” in ADB accounts or “external sources” in ADB’s statement of operations.

<sup>10</sup> Under a channel financing arrangement (CFA), the donor enters into a comprehensive agreement with ADB to provide an untied grant fund to be administered by ADB, but the fund does not become part of ADB’s own resources. The donor indicates its preferred sectors and developing member countries (DMCs) for ADB to finance activities through the CFA. However, all ADB DMCs are now eligible for financing through most channel financing arrangements. Funds provided under a CFA are usually transferred to an interest-bearing account and may also be invested by ADB pending disbursement. Donors are provided with regular financial statements and progress reports on the use of the funds. ADB is responsible for project preparation, processing, and administration. CFAs may be replenished with additional funds at the donor’s discretion.

<sup>11</sup> Special Funds resources—comprising the Asian Tsunami Fund, Climate Change Fund, Japan Special Fund, Pakistan Earthquake Fund, and the Regional Cooperation and Integration Fund—are considered internal ADB sources of TA funding.

19. Under ADB's Carbon Market Initiative, the Future Carbon Fund was established in 2008 complementing the existing Asia Pacific Carbon Fund. The fund will provide financing up front for ADB-supported projects that will continue to generate carbon credits after 2012. The initial target size of the fund is \$100 million and may be increased to \$200 million if there is sufficient demand.

20. At the end of 2008, ADB had 20 active single donor and 14 active multi-donor cooperation funds (Appendix 11). ADB also administered the participation of bilateral partners in two emergency special funds<sup>12</sup> set up together with ADB's own contribution. The newest instruments used for contributions to emergency trust funds and/or trust funds under the newly established financing partnership facilities are referred to as instruments of contributions. Through the underwriting of these instruments, donors agree to contribute to multi-donor trust funds substantially in accordance with the terms of the related ADB Board of Directors paper. ADB acts as administrator of the funds; and applies ADB guidelines and procedures in recruiting consultants, supervising the projects, and disbursing the funds. In doing so, the instruments of contribution foster greater harmonization in rules, procedures, and reporting.

21. ADB has established two multi-donor and three single donor trust funds under the financing partnership facilities framework, to support both TA and grant components of investment projects in priority sectors consistent with Strategy 2020 (Table 6). Since 2006, about \$100.0 million has been mobilized from bilateral sources to finance activities in the water sector, for clean energy, and for regional cooperation and integration. Japan made its initial contributions of \$23.1 million to the Asian Clean Energy Fund and \$11.5 million to the Investment Climate Facilitation Fund—the two new initiatives that were established last year under the Clean Energy Financing Partnership Facility and the Regional Cooperation and Integration Financing Partnership Facility. Austria and Spain each contributed \$5.0 million to the Multi-Donor Water Trust Fund. Spain and Sweden made their first contributions of \$5.0 million (Spain) and \$4.7 million (Sweden) to the Multi-Donor Clean Energy Fund. Replenishment of \$2.5 million was also committed by Sweden for the Poverty and Environment Fund, and \$0.3 million by Luxembourg for the Financial Sector Development Partnership Fund.

**Table 6. Financing Partnership Facilities**

| Financing Partnership Facility  | As of 31 December 2008 (\$)          |               |
|---|--------------------------------------|---------------|
|   | Contributions Committed <sup>a</sup> | Balance       |
| <b>Water Financing Partnership Facility (WFPP)</b>                            |                                      |               |
| Multi-Donor Water Trust Fund (Australia, Austria, Norway, Spain)              | 23,751,948.81                        | 8,177,330.36  |
| The Netherlands Trust Fund for the WFPP                                       | 19,923,156.77                        | 14,511,277.26 |
| <b>Clean Energy Financing Partnership Facility (CEFPF)</b>                    |                                      |               |
| Multi-Donor Clean Energy Fund (Australia, Norway, Sweden, Spain)              | 20,735,275.24                        | 15,439,224.24 |
| Asia Clean Energy Fund (Japan)  | 23,558,623.84                        | 22,538,578.34 |
| <b>Regional Cooperation and Integration Financing Partnership Facility</b>    |                                      |               |
| Multi-Donor Trust Fund—Regional Cooperation and Integration Fund <sup>b</sup> |                                      |               |
| Investment Climate Facilitation Fund (Japan)                                  | 11,760,251.86                        | 9,765,227.36  |

<sup>a</sup> Includes income from investment or net gain or loss from change in value of currency.

<sup>b</sup> ADB has made an initial contribution of \$40.0 million to the fund. External funds are being mobilized.

Source: Fund status report from the Controller's Department as of 31 December 2008.

<sup>12</sup> These are (i) the Asian Tsunami Fund, with Australia and Luxembourg as donors; and (ii) the Pakistan Earthquake Fund, with Australia, Belgium, Finland, and Norway as donors.

22. Box 3 describes how the thematic financing partnership facilities complement each other in achieving common development goals.

### **Box 3. Donor Support of Water and Clean Energy Facilities**

The provision of clean water, and improved sanitation, is crucial to improve people's health in developing countries and contribute to a more productive life. At the same time, growing energy needs must be met in an environmentally sustainable fashion to mitigate accelerating climate change. These two underpinnings of the Millennium Development Goals are being pursued through the donor-supported WFPF and CEFPF that ADB set up beginning in 2006.

**Water Financing Partnership Facility.** Since Spain joined the multi-donor trust fund, confirmed contributions from financing partners (including Australia, Austria, Norway, and the Netherlands) reached \$43.1 million at the end of 2008. Some 27 million people are expected to benefit from WFPF-supported projects through increased access to safe drinking water, improved sanitation, more efficient irrigation services, and reduced risks to floods.

Water projects were also among the priority sectors discussed between ADB and the Global Partnership on Output-Based Aid in 2008 for supporting the provision of explicit performance-based subsidies to utilities and water providers to connect poor people—using the concept of output-based aid.

**Clean Energy Financing Partnership Facility.** Five donors (Australia, Japan, Norway, Spain, and Sweden) had contributed \$39.8 million by the end of 2008, permitting the implementation of 11 projects that are expected to result in abatement of about 2.4 million tons of carbon dioxide per year, as well as annual savings of about 1.1 terawatt-hours in annual electricity use and 4.9 million tons of oil equivalent in annual fuel savings. These outcomes are achieved through the deployment of new technologies including solar photovoltaic and thermal solar, white light emitting diodes, a capacitor for energy storage, wind power generation, and power generation using integrated gasification combined cycle systems.

ADB = Asian Development Bank, CEFPF = Clean Energy Financing Partnership Facility, WFPF = Water Financing Partnership Facility.  
Source: Office of Cofinancing Operations

## B. Official Loan Cofinancing

23. ADB's lending program continues to attract official loan cofinancing partners that have established long-standing, fruitful partnerships with ADB over the years. Table 7 details the agreements signed by ADB.

**Table 7. Cofinancing Framework Agreements**

| <b>Partner/Framework Agreement</b>  | <b>Program</b>   |
|---|--|
| <b>Islamic Development Bank (IsDB)</b><br><i>Framework Cofinancing Agreement between ADB and IsDB</i><br>(signed in September 2008)   | \$2.0 billion over 3 years for projects in the transport, energy, urban services, regional cooperation, and private sector development sectors in common member countries.   |
| <b>Japan</b><br><i>Framework Agreement for the Implementation of the Accelerated Co-Financing Scheme with ADB</i><br>(signed in September 2007)   | As part of Japan's Enhanced Sustainable Development in Asia framework, it aims to provide concessional yen loans for an aggregate \$1.0 to \$2.0 billion over the next 5 years for projects that enhance the investment climate, strengthen regional cooperation, and support energy efficiency for countries in Central Asia and Caucasus, and the Pacific. |
| <b>Republic of Korea</b><br><i>Memorandum of Understanding on Enhancements to Cofinancing Arrangements between Ministry of Strategy and Finance of the Republic of Korea and ADB</i><br>(signed in June 2008) | \$500 million over 3 years for sovereign projects, with high priority for those relating to climate change and clean environment—including renewable energy and energy efficiency, transportation, water supply and sanitation, waste treatment, and agriculture and agribusiness development.   |
| <b>Republic of Korea</b><br><i>Memorandum of Understanding on Cofinancing Arrangements between ADB and Korea Development Bank</i><br>(signed in June 2008)  | \$500.0 million over next 3 years for nonsovereign projects with a view to assisting in the development of private sector operations.  |
| <b>Republic of Korea</b><br><i>Supplemental Memorandum of Understanding on Enhancements to Cofinancing Arrangements between ADB and the Export-Import Bank of Korea</i><br>(signed in June 2008)              | \$2.5 billion over next 3 years through export credit, overseas investment credit, guarantees, and equity investments for nonsovereign infrastructure development projects.  |

ADB = Asian Development Bank.

Source: Office of Cofinancing Operations.

24. In 2008, official loan cofinancing totaled \$924.6 million for six projects and programs, and accounted for 56% of total DVA cofinancing for the year. Table 8 lists the ADB-approved projects with official loan cofinancing.

**Table 8. Official Loan Cofinancing, 2008**  
(\$ million)

| Country      | Project   | ADB Amount | Cofinancing           | Source of Cofinancing |
|--------------|---|------------|-----------------------|-----------------------|
| Bangladesh   | Emergency Disaster Damage Rehabilitation (Sector)                               | 120.0      | 60.0<br>20.0          | JBIC<br>OFID          |
| Cambodia     | Road Asset Management   | 6.0        | 7.0                   | OFID                  |
| India        | Orissa Integrated Irrigated Agriculture and Water Management Investment Program | 47.2       | 30.0                  | OFID                  |
| India        | Rural Electrification Corporation of India                                      | 225.0      | 80.0<br>100.0<br>80.0 | AFD<br>EIB<br>KfW     |
| Philippines  | Agrarian Reform Communities Project II  | 70.0       | 30.0                  | OFID                  |
| Viet Nam     | Ho Chi Minh City–Long Thanh–Dau Giay Expressway Construction                    | 410.2      | 517.6                 | JBIC                  |
| <b>Total</b> |   |            | <b>924.6</b>          |                       |

ADB = Asian Development Bank, AFD = Agence Française de Développement, (development finance institution of France), EIB = European Investment Bank, JBIC = Japan Bank for International Cooperation, OFID = OPEC Fund for International Development.

Source: ADB cofinancing database.

25. Official loans provided through financing partnerships are supported by project-specific cofinancing agreements. The following project-specific cofinancing agreements were signed in 2008, including those for projects that were approved by ADB in prior years:

- (i) Letters of administration between the OPEC Fund for International Development OFID and ADB, in which ADB will administer OFID loans for the
  - (a) Lae Port Development, Papua New Guinea;<sup>13</sup> and
  - (b) Rural Reconstruction and Rehabilitation Sector Development Program in Nepal.<sup>14</sup>

<sup>13</sup> ADB. 2007. *Report and Recommendation of the President to the Board of Directors: Proposed Loan, and Administration of Loan, and Administration of Grant for the Lae Port Development Project in Papua New Guinea*. Manila.

<sup>14</sup> ADB. 2007. *Report and Recommendation of the President to the Board of Directors: Proposed Asian Development Fund Grants for the Rural Reconstruction and Rehabilitation Sector Development Program in Nepal*. Manila.

- (ii) Procedural arrangement between the German Development Cooperation through KfW Entwicklungsbank and ADB for the Rural Cooperative Credit Restructuring and Development Program in India.<sup>15</sup>
- (iii) Cofinancing agreement between AFD and ADB for the Integrated Rural Development Sector Project in the Central Provinces in Viet Nam.<sup>16</sup>
- (iv) Cofinancing scheme agreement between JBIC and ADB for the Emergency Disaster Damage Rehabilitation (Sector) Project in Bangladesh.<sup>17</sup>
- (v) Final acceptance letter between JBIC and ADB for the Power Sector Expansion Project in Samoa.<sup>18</sup>
- (vi) Procedural agreement between JBIC and ADB for the Ho Chi Minh City–Long Thanh–Dau Giay Expressway Construction Project in Viet Nam.<sup>19</sup>
- (vii) Cofinancing agreement between the Nordic Development Fund and ADB for the Melamchi Water Supply Project in Nepal.<sup>20</sup>

#### IV. OUTREACH AND FINANCING PARTNERSHIP ACTIVITIES

26. ADB continues to strengthen financing partnerships through coordination with its financing partners. Such activities in 2008 included consultations with bilateral and multilateral agencies, participation in meetings on donor coordination and harmonization. Knowledge sharing with developing member countries was also an important undertaking in 2008. A list of participating partners and other organizations is in Appendix 12.

27. ADB organized the first Annual Consultation Meeting on Clean Energy and the Water Financing Partnerships Facilities in March 2008 to promote a team-based, harmonized approach among donors in the management of the facilities. It also presented the work and objectives of these facilities to interested development partners that have not yet joined the facilities. The meeting was attended by 22 financing partners from 13 countries. Participants exchanged views and provided strategic direction on implementing the facilities; a number of them indicated the possibility of additional contributions as a result of the consultations.

28. In April 2008, representatives of multilateral development banks (MDBs) gathered for the annual MDB Roundtable on Trust Funds and Cofinancing in ADB headquarters. This meeting is

<sup>15</sup> ADB. 2006. *Report and Recommendation of the President to the Board of Directors: Proposed Loan and Technical Assistance Grant for the Rural Cooperative Credit Restructuring and Development Program in India*. Manila.

<sup>16</sup> ADB. 2007. *Report and Recommendation of the President to the Board of Directors: Proposed Loan and Technical Assistance Grant for the Integrated Rural Development Sector Project in the Central Provinces in Viet Nam*. Manila.

<sup>17</sup> ADB. 2008. *Report and Recommendation of the President to the Board of Directors: Proposed Loan and Technical Assistance Grant for the Emergency Disaster Damage Rehabilitation in Bangladesh*. Manila.

<sup>18</sup> ADB. 2007. *Report and Recommendation of the President to the Board of Directors: Proposed Loan, Asian Development Fund Grant, and Technical Assistance Grant for Power Sector Expansion in Samoa*. Manila.

<sup>19</sup> ADB. 2008. *Report and Recommendation of the President to the Board of Directors: Proposed Loan for the Ho Chi Minh City–Long Thanh–Dau Giay Expressway Construction Project in Viet Nam*. Manila.

<sup>20</sup> ADB. 2008. *Paper to the Board of Directors: Major Change in Scope and Implementation Arrangements for Loan 1820-NEP: Melamchi Water Supply Project and Loans 2058-NEP and 2059-NEP: Kathmandu Valley Water Services Sector Development Program*. Manila.

held regularly as a forum where participants exchange views on their respective institutional mandates regarding cofinancing (including policies, processes, administration, best practices, and commonalities and differences in managing donor relations). Hosted by ADB, the roundtable was attended by participants from the African Development Bank, European Bank for Reconstruction and Development, Inter-American Development Bank, International Bank for Reconstruction and Development, and International Finance Corporation.

29. The second Financing Partners Forum was organized by ADB and held during the ADB Annual Meeting in Madrid in May 2008. The forum aimed to maintain the dialogue among cofinancing partners and to achieve greater harmonization of development goals. It provided a juncture for sharing views on current cofinancing issues and identifying ways of working together better. The forum was attended by participants from 20 bilateral and multilateral partners.

30. As part of the World Economic Forum initiative to build on the Monterrey Consensus, the World Economic Forum and ADB organized a public–private roundtable in June 2008 comprising senior management of ADB and various leaders and representatives from the private sector. The dialogue focused on fostering mutual understanding of the roles of MDBs and the private sector in promoting development. It identified the opportunities and obstacles of adapting MDBs and bilateral aid agencies to the challenge of catalyzing greater domestic and foreign private investment in developing countries, and in harnessing public–private partnerships as vehicles to extend the reach and effectiveness of development assistance.

31. As an observer at the Asian EXIM Banks Forum, ADB hosted a workshop in October 2008 at ADB Headquarters for Asian EXIM Banks representatives from Australia, People's Republic of China, India, Indonesia, Lao People's Democratic Republic, Malaysia, and the Philippines, for training and knowledge sharing. The presentation and discussion panels led by experts, including ADB specialists, focused on managing reputation risk, money laundering, fraud and corruption, good governance, anticorruption risk assessments, and measuring performance. The workshop attendees appreciated ADB's initiative in keeping them up-to-date with information on themes that are timely and relevant to their operational needs, and for giving them an opportunity to develop a working level network among Asian EXIM Banks.

**LIST OF INVESTMENT PROJECTS WITH COFINANCING, 2008<sup>a</sup>**  
(\$ million)

| Project  | ADB           | Cofinancing       |              |                     | Source of Cofinancing  |
|--|---------------|-------------------|--------------|---------------------|--|
|  |               | Official          |              | Commercial          |  |
|  |               | Grants            | Loans        |                     |  |
| <b>Central and West Asia</b>   | <b>187.30</b> | <b>10.50</b>      | <b>20.00</b> | <b>10.00</b>        |  |
| DVA cofinancing  |               | 10.50             |              | 10.00               |  |
| Non-DVA cofinancing  |               | 0.00              | 20.00        | 0.00                |  |
| <b>Afghanistan</b>   |               |                   |              |                     |  |
| Roshan Expansion (Phase III) <sup>b</sup>                                    | 60.00         |                   |              | 10.0 <sup>c,d</sup> | Commercial lender with ADB political risk guarantee                              |
|  |               |                   | 20.0         |                     | Societe de Promotion et de Participation pour la Cooperation Economique, France  |
| <b>Kyrgyz Republic</b>   |               |                   |              |                     |  |
| Southern Agriculture Area Development (Supplementary) <sup>e</sup>           | 20.00         | 2.50 <sup>c</sup> |              |                     | Global Environment Facility (GEF)  |
| <b>Tajikistan</b>  |               |                   |              |                     |  |
| Rural Development (Supplementary) <sup>e</sup>                               | 17.10         | 3.50 <sup>c</sup> |              |                     | GEF  |
| <b>Uzbekistan</b>  |               |                   |              |                     |  |
| Land Improvement <sup>e</sup>  | 60.20         | 3.00 <sup>c</sup> |              |                     | GEF  |
| Surkhandarya Water Supply and Sanitation                                     | 30.00         | 1.50 <sup>c</sup> |              |                     | Multidonor Trust Fund under the Water Financing Partnership Facility             |
| <b>East Asia</b>   | 1,572.08      | 5.70              | 0.00         | 6,381.52            |  |
| DVA cofinancing  |               | <b>5.70</b>       | <b>0.00</b>  | <b>200.00</b>       |  |
| Non-DVA cofinancing  |               | 0.00              | 0.00         | 6,181.52            |  |
| <b>China, People's Republic of</b>   |               |                   |              |                     |  |
| Central Yunnan Roads Development   | 200.00        |                   |              | 211.50              | Industrial and Commercial Bank of China (ICBC), People's Republic of China (PRC) |
| Chongqing–Lichuan Railway Development  | 150.00        |                   |              | 1,385.60            | China Construction Bank (CCB), PRC   |
| Dryland Sustainable Agriculture  | 83.00         | 0.35 <sup>c</sup> |              |                     | Spain  |
| Gansu Baiyin Urban Development   | 80.00         |                   |              | 12.08               | Domestic banks   |
| Capacity Building for Energy Efficiency Implementation                       | 35.00         | 0.80 <sup>c</sup> |              |                     | Clean Energy Fund under the Clean Energy Financing Partnership Facility          |
| Guangxi Wuzhou Urban Development   | 100.00        |                   |              | 80.90               | CCB, PRC   |
| Inner Mongolia Wind Power <sup>b</sup>                                       | 24.08         |                   |              | 25.00               | ICBC, PRC  |
| Integrated Ecosystem and Water Resources Management in the Baiyangdian Basin | 100.00        |                   |              | 4.60                | CCB, PRC   |
| Lanzhou–Chongqing Railway Development  | 300.0         |                   |              | 3,166.40            | CCB, PRC   |
| Municipal District Energy Infrastructure Development <sup>b</sup>            | 200.0         |                   |              | 838.00              | ICBC, PRC  |
|  |               |                   |              | 200.00 <sup>c</sup> | Commercial lenders under ADB B-loan  |
|  |               |                   |              | 457.14              | Commercial banks   |
| Ningxia Integrated Ecosystem and Agricultural Development                    | 100.00        | 4.55 <sup>c</sup> |              |                     | GEF  |
| Songhua River Basin Water Pollution Control and Management                   | 200.00        |                   |              | 0.30                | Domestic banks   |
| <b>Pacific</b>   | 14.00         | 5.72              | 0.00         | <b>0.00</b>         |  |
| DVA cofinancing  |               | <b>5.72</b>       | <b>0.00</b>  | 0.00                |  |
| Non-DVA cofinancing  |               | 0.00              | 0.00         | 0.00                |  |
| <b>Solomon Islands</b>   |               |                   |              |                     |  |
| Domestic Maritime Support (Sector)   | 14.00         | 5.25 <sup>c</sup> |              |                     | European Commission  |
| Road Improvement Sector (Supplementary)                                      | 0.00          | 0.47 <sup>c</sup> |              |                     | Australian Agency for International Development (AusAID), Australia              |

| Project   | ADB      | Cofinancing        |                    |                      | Source of Cofinancing   |
|---|----------|--------------------|--------------------|----------------------|---|
|   |          | Official           |                    | Commercial           |   |
|   |          | Grants             | Loans              |                      |   |
| <b>South Asia</b>   | 1,838.80 | 166.30             | 1,420.00           | 4,650.56             |   |
| <b>DVA cofinancing</b>  |          | <b>41.50</b>       | <b>370.00</b>      | <b>140.00</b>        |   |
| Non-DVA cofinancing   |          | 124.80             | 1,050.00           | 4,510.56             |   |
| <b>Bangladesh</b>   |          |                    |                    |                      |   |
| Emergency Disaster Damage Rehabilitation (Sector)                               | 120.00   | 10.00 <sup>c</sup> | 60.0 <sup>c</sup>  |                      | Canadian International Development Agency (CIDA), Canada<br>Japan Bank for International Cooperation (JBIC), Japan<br>OPEC Fund for International Development (OFID)  |
| Post-Literacy and Continuing Education <sup>e</sup>                             | 0.00     | 2.50 <sup>c</sup>  | 20.0 <sup>c</sup>  |                      | Swiss Agency for Development and Cooperation (SDC), Switzerland<br>Islamic Development Bank   |
| Public-Private Infrastructure Development Facility                              | 165.00   |                    | 100.0              |                      |   |
| Second Urban Governance and Infrastructure Improvement (Sector)                 | 87.00    | 4.70               |                    |                      | Deutsche Gesellschaft fur Technische Zusammenarbeit (GTZ), Germany<br>Kredinstalt fur Wiederaufbau (KfW), Germany   |
| Skills Development  | 50.00    | 6.00 <sup>c</sup>  |                    |                      | SDC   |
| <b>Bhutan</b>   |          |                    |                    |                      |   |
| Green Power Development   | 105.30   | 1.00 <sup>c</sup>  |                    |                      | Asia Clean Energy Fund under the Clean Energy Financing Partnership Facility<br>55.46 Oesterreichische Kontrollbank Aktiengesellschaft, Austria   |
| <b>India</b>  |          |                    |                    |                      |   |
| Infrastructure Project Financing Facility <sup>e</sup>                          | 300.00   |                    |                    | 2,124.00             | Commercial lenders  |
| Mundra Ultra Mega Power <sup>b,f</sup>  | 450.00   |                    | 450.00             |                      | International Finance Corporation (IFC) A-Loan<br>1,470.1 Domestic banks<br>300.0 Korea Export Insurance Corporation (KEIC), Republic of Korea<br>500.00 The Export-Import Bank of Korea (KEXIM), Republic of Korea   |
| National Highway 1 Panipat-Jalandhar Toll Road <sup>b</sup>                     | 100.00   |                    |                    | 140.00 <sup>cd</sup> | Commercial lenders under ADB B-loan   |
| Orissa Integrated Irrigated Agriculture and Water Management Investment Program | 47.20    |                    | 30.00 <sup>c</sup> | 561.0                | Domestic banks<br>OFID  |
| Rural Electrification Corporation of India <sup>g</sup>                         | 225.00   |                    | 80.00 <sup>c</sup> |                      | Agence Francaise de Developpement, France<br>100.00 <sup>c</sup> European Investment Bank<br>80.00 <sup>c</sup> KfW   |
| <b>Nepal</b>  |          |                    |                    |                      |   |
| Governance Support Program (Subprogram 1)                                       | 106.30   | 12.00              | 30.00              |                      | Denmark<br>Department for International Development (DFID), United Kingdom<br>6.60 Norway<br>3.40 SDC<br>2.25 United Nations Capital Development Fund<br>4.70 United Nations Development Programme<br>9.15 United Nations Population Fund<br>13.90 United Nations Children's Fund<br>0.50 United Nations Volunteers |

| Project   | ADB             | Cofinancing        |                     |                     | Source of Cofinancing   |
|---|-----------------|--------------------|---------------------|---------------------|---|
|   |                 | Official           |                     | Commercial          |   |
|   |                 | Grants             | Loans               |                     |   |
| Rural Reconstruction and Rehabilitation Sector Development Project (Supplementary) <sup>e</sup> | 0.00            | 20.00 <sup>c</sup> |                     |                     | DFID<br>SDC   |
| <b>Sri Lanka</b>  |                 |                    |                     |                     |   |
| Dry Zone Urban Water and Sanitation   | 83.00           | 2.00 <sup>c</sup>  |                     |                     | The Netherlands Trust Fund for the Water Financing Partnership Facility |
| <b>Southeast Asia</b>   | 1,361.20        | 6.60               | 2,134.60            | 800.00              |   |
| <b>DVA cofinancing</b>  |                 | 6.60               | 554.60              | 225.00              |   |
| Non-DVA cofinancing   |                 |                    | 1,580.00            | 575.00              |   |
| <b>Cambodia</b>   |                 |                    |                     |                     |   |
| Health Sector Support (Supplementary) <sup>e</sup>  | 0.00            | 1.80 <sup>c</sup>  |                     |                     | DFID  |
| Road Asset Management   | 6.00            | 4.80 <sup>c</sup>  |                     |                     | AusAID  |
|   |                 |                    | 30.00               |                     | International Development Agency  |
|   |                 |                    | 7.00 <sup>c</sup>   |                     | OFID  |
| <b>Indonesia</b>  |                 |                    |                     |                     |   |
| Bank Mandiri (Persero) <sup>g</sup>   | 75.00           |                    |                     | 225.00 <sup>c</sup> | Commercial lenders under ADB B-loan                                     |
| Fourth Development Policy Support Program   | 200.00          |                    | 100.00              |                     | JBIC  |
| Infrastructure Reform Sector Development Program (Subprogram 2)                                 | 280.00          |                    | 100.00              |                     | World Bank (WB)   |
|   |                 |                    | 200.00              |                     | JBIC  |
|   |                 |                    |                     |                     | WB  |
| <b>Philippines</b>  |                 |                    |                     |                     |   |
| Acquisition and Rehabilitation of the Masinloc Coal-Fired Thermal Power Plant <sup>b</sup>      | 200.00          |                    | 250.00              |                     | IFC A-Loan  |
|   |                 |                    |                     | 265.00              | Commercial banks  |
| Agrarian Reform Communities Project II  | 70.00           |                    | 30.00 <sup>c</sup>  |                     | OFID  |
| Privatization and Refurbishment of the Calaca Coal-Fired Thermal Power Plant <sup>b</sup>       | 120.00          |                    | 150.00              |                     | IFC A-loan  |
|   |                 |                    |                     | 100.00              | Commercial lenders under IFC B-loan                                     |
|   |                 |                    |                     | 210.00              | Domestic banks  |
| <b>Viet Nam</b>   |                 |                    |                     |                     |   |
| Ho Chi Minh City–Long Thanh-Dau Giay Expressway Construction                                    | 410.20          |                    | 517.60 <sup>c</sup> |                     | JBIC  |
| <b>TOTAL</b>  | <b>4,973.38</b> | <b>194.81</b>      | <b>3,574.60</b>     | <b>11,842.08</b>    |   |
| <b>DVA cofinancing</b>  |                 | <b>70.01</b>       | <b>924.60</b>       | <b>575.00</b>       |   |
| Non-DVA cofinancing   |                 | <b>124.80</b>      | <b>2,650.00</b>     | <b>11,267.08</b>    |   |

ADB = Asian Development Bank, DVA = direct value added.

<sup>a</sup> List excludes technical assistance projects.

<sup>b</sup> Nonsovereign private sector loan.

<sup>c</sup> DVA cofinancing.

<sup>d</sup> Cancelled and/or not made effective.

<sup>e</sup> Anchor ADB project was approved in prior years with cofinancing arranged this year.

<sup>f</sup> Includes a tranche of up to \$200 million funded by ADB to KEXIM through a risk participation agreement.

<sup>g</sup> Nonsovereign public sector loan.

Source: ADB cofinancing database

**TECHNICAL ASSISTANCE PROJECTS WITH ASIAN DEVELOPMENT BANK-  
ADMINISTERED GRANT FINANCING, 2008**

| DMC  | Project Name  | Amount<br>(\$'000) |
|--|---|--------------------|
| <b>Bilateral Trust Funds</b>   |   |                    |
| Australia  |   |                    |
| LAO  | Sector-Wide Approach in Education Sector Development (Supplementary)  | 477.00             |
| TUV  | Capacity Building for Taxation Reforms (Supplementary)  | 270.00             |
| TUV  | Capacity Building for Public Financial Management   | 57.75              |
| REG  | Enhancing Effective Regulation of Water and Energy Infrastructure and Utility Services (Supplementary)                      | 700.00             |
| REG  | Enhancing Transport and Trade Facilitation in the Greater Mekong Subregion  | 250.00             |
| REG  | HIV Prevention and Infrastructure: Mitigating Risk in the Greater Mekong Mekong Subregion                                   | 6,000.00           |
| REG  | Impact of Maternal and Child Health Private Expenditure on Poverty and Inequity   | 326.00             |
| REG  | Strengthening Governance and Accountability in Pacific Island Countries (Phase 2)   | 400.00             |
| REG  | Strengthening Pro-Poor Policy in the Pacific (Supplementary)  | 232.00             |
| REG  | Private Sector Development Initiative (Supplementary)   | 300.00             |
| REG  | Strengthening Pacific Economic Analysis and Policy Development  | 400.00             |
| Second Danish Cooperation Fund for Renewable Energy and Energy Efficiency in Rural Areas |   |                    |
| IND  | Facilitating the Operations of the Energy Conservation Fund "Energy Smart" in Madhya Pradesh                                | 1,700.00           |
| Finland  |   |                    |
| REG  | Strengthening Coastal and Marine Resources Management in the Coral Triangle of the Pacific (Phase 1)                        | 550.00             |
| REG  | Core Environment Program and Biodiversity Conservation Corridors Initiative in the Greater Mekong Subregion (Supplementary) | 4,900.00           |
| France   |   |                    |
| VIE  | Ho Chi Minh City Water Supply   | 1,500.00           |
| Republic of Korea e-Asia and Knowledge Partnership Fund                                  |   |                    |
| LAO  | Piloting Community e-Centers for Better Health  | 500.00             |
| NEP  | Knowledge Transfer for Public Procurement   | 500.00             |
| PHI  | Capacity Building for Housing Microfinance (Supplementary)  | 500.00             |
| THA  | Capacity Building and School Networking for Educational Services (e-Learning) in Thailand                                   | 500.00             |
| VIE  | Geo-Information Technology for Hazard Risk Assessment   | 500.00             |
| REG  | Harmonization of Bond Standards in ASEAN+3  | 500.00             |
| REG  | Knowledge Sharing on Infrastructure Public-Private Partnerships in Asia   | 500.00             |
| REG  | Rural Information and Communication Technology Policy Advocacy, Knowledge Sharing, and Capacity Building                    | 500.00             |
| REG  | Regional Knowledge and Partnership Networks for Poverty Reduction and Inclusive Growth                                      | 500.00             |

| DMC  | Project Name  | Amount<br>(\$'000) |
|--|---|--------------------|
| The Netherlands  |   |                    |
| INO  | Institutional Strengthening for Integrated Water Resources Management<br>in the 6 Cis River Basin Territory   | 5,000.00           |
| VIE  | Viet Nam Water Sector Review  | 550.00             |
| REG  | Core Environment Program and Biodiversity Conservation Corridors Initiative<br>in the Greater Mekong Subregion (Supplementary)                                      | 800.00             |
| REG  | Energy for All Initiative   | 2,300.00           |
| Netherlands Trust Fund for the Water Financing Partnership Facility        |   |                    |
| NEP  | Secondary Towns Integrated Urban Environmental Improvement  | 146.00             |
| VIE  | Hue Water Supply  | 1,500.00           |
| VIE  | Hai Phong Water Supply  | 1,000.00           |
| REG  | Mekong Water Supply and Sanitation  | 300.00             |
| REG  | Knowledge and Innovation Support for ADB's Water Financing Program  | 800.00             |
| New Zealand  |   |                    |
| REG  | Greater Mekong Subregion Phnom Penh Plan for Development<br>Management III (Second Supplementary)   | 400.00             |
| Norway   |   |                    |
| REG  | Development Partnership Program for South Asia (Supplementary)  | 300.00             |
| People's Republic of China Regional Cooperation and Poverty Reduction Fund |   |                    |
| REG  | Developing a Computable General Equilibrium Modeling Framework for<br>Analyzing the Impacts of Power Trading between Mongolia and the<br>People's Republic of China | 150.00             |
| REG  | Central Asia Regional Economic Cooperation Institute, 2009–2012   | 500.00             |
| REG  | Development Study of the GMS Corridor   | 400.00             |
| REG  | Enhancing Transport and Trade Facilitation in the Greater Mekong Subregion  | 500.00             |
| REG  | Capacity Building and Institutional Strengthening of the Free Trade<br>Agreement Units of Selected ASEAN Member Countries   | 500.00             |
| REG  | Greater Mekong Subregion Phnom Penh Plan for Development<br>Management III (Supplementary)  | 500.00             |
| REG  | Supporting the Boao Forum for Asia  | 500.00             |
| REG  | Core Environment Program and Biodiversity Conservation Corridors<br>Initiative in the Greater Mekong Subregion (Supplementary)                                      | 500.00             |
| REG  | Regional Knowledge and Partnership Networks for Poverty Reduction<br>and Inclusive Growth   | 500.00             |
| REG  | Accelerating the Implementation of the Core Agriculture Support Program   | 500.00             |
| Spanish Cooperation Fund for Technical Assistance                          |   |                    |
| REG  | Managing the Cities in Asia (Supplementary)   | 2,000.00           |
| Sweden   |   |                    |
| REG  | Development Partnership Program for South Asia (Supplementary)  | 288.00             |
| REG  | Rolling Out Air Quality Management in Asia (Supplementary)  | 484.63             |
| United Kingdom   |   |                    |
| VIE  | Making Markets Work Better for the Poor (Phase 2)   | 8,000.00           |
| REG  | A Development Framework for Sustainable Urban Transport (Supplementary)   | 120.00             |

| DMC  | Project Name   | Amount<br>(\$'000) |
|--|--|--------------------|
| REG  | A Development Framework for Sustainable Urban Transport<br>(Second Supplementary)  | 100.00             |
| <b>Multidonor Cooperation Funds and/or Partnerships</b>        |  |                    |
| Clean Energy Fund  |  |                    |
| PHI  | Pasuquin East Wind Farm Development  | 200.00             |
| PRC  | Railway Sector Energy Efficiency Strategy  | 800.00             |
| THA  | Mainstreaming Energy Efficiency Measures in Thai Municipalities  | 1,000.00           |
| REG  | Promoting Energy Efficiency in the Pacific   | 1,200.00           |
| Cooperation Fund for Fighting HIV/AIDS in Asia and the Pacific |  |                    |
| MON  | HIV/AIDS Prevention in ADB Infrastructure Projects and the Mining Sector   | 1,000.00           |
| REG  | Fighting HIV/AIDS in Asia and the Pacific (Supplementary)  | 1,000.00           |
| REG  | Fighting HIV/AIDS in Asia and the Pacific (Second Supplementary)   | 300.00             |
| Cooperation Fund for the Water Sector                          |  |                    |
| PAK  | Sindh Basic Urban Services (Supplementary)   | 80.00              |
| SRI  | Institutional Strengthening for Decentralized Service Delivery in the<br>Water Sector  | 50.00              |
| REG  | Promoting Effective Water Management Policies and Practices – Phase 5<br>(Supplementary)   | 1,219.00           |
| European Commission  |  |                    |
| SOL  | Establishment of the Solomon Islands Maritime Safety Administration  | 600.00             |
| Gender and Development Cooperation Fund                        |  |                    |
| PHI  | Supporting Governance in Justice Sector Reform in the Philippines  | 500.00             |
| REG  | Enhancing Gender and Development Capacity in Developing Member<br>Countries – Phase 2 (Supplementary)  | 1,000.00           |
| REG  | Promoting Gender Equality and Women's Empowerment (Supplementary)  | 1,000.00           |
| Governance Cooperation Fund                                    |  |                    |
| REG  | Support for Implementation of the Second Governance and Anticorruption<br>Action Plan  | 2,600.00           |
| Global Environment Facility                                    |  |                    |
| INO  | Integrated Citarum Water Resources Management (Supplementary)  | 200.00             |
| REG  | Implementation of the Seed Capital Assistance Facility   | 4,200.00           |
| REG  | Strengthening Coastal and Marine Resources Management in the Coral<br>Triangle of the Pacific (Phase 1)  | 300.00             |
| REG  | Strengthening Sound Environmental Management in the Brunei Darussalam,<br>Indonesia, Malaysia, and Philippines East ASEAN Growth Area<br>(Supplementary) | 500.00             |
| Investment Climate Facilitation Fund                           |  |                    |
| REG  | Harmonization of Bond Standards in ASEAN+3   | 450.00             |
| REG  | Minimizing Foreign Exchange Settlement Risk in the ASEAN+3 Region:<br>Support for Group of Experts   | 850.00             |
| REG  | Enhancing Financial Disclosure Standards in Armenia, Azerbaijan,<br>and Georgia  | 600.00             |

| DMC                                  | Project Name   | Amount<br>(\$'000) |
|--------------------------------------|--|--------------------|
| Poverty and Environment Fund         |  |                    |
| REG                                  | Mainstreaming Environment for Poverty Reduction (Supplementary)  | 2,600.00           |
| Water Financing Partnership Facility |  |                    |
| IND                                  | Institutional Development of Integrated Water Resources Management in Orissa                                     | 250.00             |
| IND                                  | Integrated Flood and River Erosion Management  | 750.00             |
| IND                                  | Integrated Flood and Riverbank Erosion Risk Management (Phase 2): Processing and Institutional Strengthening     | 750.00             |
| INO                                  | Metropolitan Sanitation Management and Health (Supplementary)  | 500.00             |
| INO                                  | Institutional Strengthening for Integrated Water Resources Management in the 6 Cis River Basin Territory         | 2,000.00           |
| PHI                                  | Water District Development Sector  | 1,200.00           |
| PRC                                  | Enabling the Protection of Jiaozhou Bay Water Quality and Wetland Ecosystem                                      | 400.00             |
| PRC                                  | Preparing National Guidelines for Eco-Compensation in River Basins and a Framework for Soil Pollution Management | 400.00             |
| PRC                                  | River Basin Water Resources Allocation and Management Policy   | 250.00             |
| PRC                                  | Urban Wastewater Reuse and Sludge Utilization Policy Study   | 300.00             |
| VIE                                  | Da Nang Water Supply   | 1,500.00           |
| VIE                                  | Developing Benefit Sharing Mechanisms for People Adversely Affected by Power Generation Projects (Supplementary) | 240.00             |
| REG                                  | Improved Management of Water Resources in Central Asia   | 998.00             |
| REG                                  | Knowledge and Innovation Support for ADB's Water Financing Program   | 1,200.00           |
| <b>Total</b>                         |  | <b>84,188.38</b>   |

ASEAN = Association of Southeast Asian Nations, CAM = Cambodia, DMC = developing member country, GMS = Greater Mekong Subregion, IND = India, INO = Indonesia, LAO = Lao People's Democratic Republic, MON = Mongolia, NEP = Nepal, PAK = Pakistan, PHI = Philippines, PRC = People's Republic of China, REG = regional, SAM = Samoa, SOL = Solomon Islands, SRI = Sri Lanka, THA = Thailand, TUV = Tuvalu, UZB = Uzbekistan, VIE = Viet Nam.

Source: Asian Development Bank cofinancing database.

**SUMMARY OF DIRECT VALUE-ADDED COFINANCING FOR  
INVESTMENT PROJECTS BY YEAR, 1970–2008<sup>a</sup>**

| Year         | DVA Cofinancing    |                        |                    |                        |                    |                        |                                 |                        | ADB<br>Amount<br>(\$ million) |
|--------------|--------------------|------------------------|--------------------|------------------------|--------------------|------------------------|---------------------------------|------------------------|-------------------------------|
|              | Commercial Sources |                        | Official Loans     |                        | Grants             |                        | Total                           |                        |                               |
|              | No. of<br>Projects | Amount<br>(\$ million) | No. of<br>Projects | Amount<br>(\$ million) | No. of<br>Projects | Amount<br>(\$ million) | No. of<br>Projects <sup>b</sup> | Amount<br>(\$ million) |                               |
| 1970–1996    | 31                 | 830.92                 | 100                | 4,299.24               | 11                 | 47.39                  | 138                             | 5,177.55               | 7,656.68                      |
| 1997         | 1                  | 50.00                  | 7                  | 83.81                  | 1                  | 6.78                   | 9                               | 140.60                 | 383.88                        |
| 1998         | 4                  | 1,665.00               | 6                  | 783.34                 | 1                  | 5.37                   | 10                              | 2,453.71               | 575.28                        |
| 1999         | 1                  | 21.50                  | 8                  | 1,211.68               | 3                  | 19.10                  | 11                              | 1,252.27               | 1,251.91                      |
| 2000         | 4                  | 295.99                 | 7                  | 164.50                 | 2                  | 13.91                  | 13                              | 474.40                 | 661.60                        |
| 2001         | 1                  | 90.00                  | 3                  | 24.00                  | 8                  | 69.43                  | 11                              | 183.43                 | 687.39                        |
| 2002         | 2                  | 57.00                  | 6                  | 248.50                 | 6                  | 79.93                  | 14                              | 385.43                 | 1,026.84                      |
| 2003         | 3                  | 240.00                 | 3                  | 77.00                  | 3                  | 419.00                 | 9                               | 736.00                 | 737.00                        |
| 2004         | 1                  | 10.00                  | 7                  | 142.00                 | 6                  | 68.20                  | 14                              | 220.20                 | 826.00                        |
| 2005         | 2                  | 68.40                  | 2                  | 22.50                  | 12                 | 225.88                 | 15                              | 316.78                 | 1,429.56                      |
| 2006         | 6                  | 529.80                 | 10                 | 565.17                 | 12                 | 166.15                 | 27                              | 1,261.12               | 2,428.63                      |
| 2007         | 5                  | 576.00                 | 6                  | 120.50                 | 10                 | 101.35                 | 17                              | 797.85                 | 797.00                        |
| 2008         | 4                  | 575.00                 | 6                  | 924.60                 | 17                 | 70.01                  | 25                              | 1,569.61               | 1,836.00                      |
| <b>Total</b> | <b>65</b>          | <b>5,009.62</b>        | <b>171</b>         | <b>8,666.84</b>        | <b>85</b>          | <b>1,292.50</b>        | <b>305</b>                      | <b>14,968.95</b>       | <b>20,297.77</b>              |

ADB = Asian Development Bank, DVA = direct value-added, No. = number.

<sup>a</sup> Amounts and number of projects adjusted to reflect changes in cofinancing arrangements after year of approval.

<sup>b</sup> A project with more than one source of cofinancing is counted as one.

Source: ADB cofinancing database.

**TECHNICAL ASSISTANCE PROJECTS FINANCED BY  
EXTERNAL SOURCES BY YEAR, 1970–2008**

| Year         | Bilateral     |                 | Multilateral  |                 | Total                        |                   |
|--------------|---------------|-----------------|---------------|-----------------|------------------------------|-------------------|
|              | No. of Grants | Amount (\$'000) | No. of Grants | Amount (\$'000) | No. of Projects <sup>a</sup> | Amount (\$'000)   |
| 1970         | 1             | 1,000.00        | 1             | 1,142.53        | 1                            | 2,142.53          |
| 1972         | 0             | 0.00            | 2             | 1,504.30        | 2                            | 1,504.30          |
| 1973         | 0             | 0.00            | 2             | 695.00          | 2                            | 695.00            |
| 1974         | 0             | 0.00            | 5             | 1,705.00        | 5                            | 1,705.00          |
| 1975         | 0             | 0.00            | 5             | 1,240.50        | 5                            | 1,240.50          |
| 1976         | 0             | 0.00            | 4             | 3,054.68        | 4                            | 3,054.68          |
| 1977         | 0             | 0.00            | 11            | 2,758.00        | 11                           | 2,758.00          |
| 1978         | 0             | 0.00            | 5             | 2,472.98        | 5                            | 2,472.98          |
| 1979         | 0             | 0.00            | 21            | 8,242.63        | 20                           | 8,242.63          |
| 1980         | 5             | 1,220.00        | 14            | 6,239.55        | 19                           | 7,459.55          |
| 1981         | 8             | 2,210.00        | 11            | 7,652.72        | 19                           | 9,862.72          |
| 1982         | 1             | 380.00          | 7             | 4,661.00        | 8                            | 5,041.00          |
| 1983         | 7             | 2,398.00        | 7             | 5,628.00        | 14                           | 8,026.00          |
| 1984         | 2             | 550.00          | 10            | 3,668.00        | 12                           | 4,218.00          |
| 1985         | 5             | 2,753.00        | 10            | 11,655.00       | 15                           | 14,408.00         |
| 1986         | 6             | 5,170.00        | 12            | 7,290.00        | 16                           | 12,460.00         |
| 1987         | 7             | 1,824.00        | 17            | 14,075.00       | 24                           | 15,899.00         |
| 1988         | 10            | 3,206.00        | 9             | 8,073.00        | 18                           | 11,279.00         |
| 1989         | 10            | 2,995.00        | 8             | 10,075.00       | 15                           | 13,070.00         |
| 1990         | 14            | 6,809.00        | 4             | 3,629.00        | 18                           | 10,438.00         |
| 1991         | 15            | 12,211.40       | 3             | 2,605.60        | 15                           | 14,817.00         |
| 1992         | 15            | 7,487.50        | 3             | 3,110.20        | 17                           | 10,597.70         |
| 1993         | 16            | 15,990.00       | 3             | 2,092.40        | 18                           | 18,082.40         |
| 1994         | 11            | 5,109.00        | 3             | 9,519.40        | 14                           | 14,628.40         |
| 1995         | 17            | 7,942.00        | 2             | 653.86          | 18                           | 8,595.86          |
| 1996         | 15            | 14,151.85       | 0             | 0.00            | 14                           | 14,151.85         |
| 1997         | 17            | 8,275.46        | 0             | 0.00            | 17                           | 8,275.46          |
| 1998         | 12            | 6,664.00        | 3             | 228.36          | 15                           | 6,892.36          |
| 1999         | 19            | 9,101.60        | 3             | 830.00          | 22                           | 9,931.60          |
| 2000         | 14            | 9,160.00        | 1             | 200.00          | 15                           | 9,360.00          |
| 2001         | 24            | 15,894.86       | 3             | 1,015.00        | 26                           | 16,909.86         |
| 2002         | 70            | 29,307.00       | 4             | 1,589.00        | 65                           | 30,896.00         |
| 2003         | 97            | 52,927.00       | 0             | 0.00            | 86                           | 52,927.00         |
| 2004         | 101           | 73,978.50       | 2             | 1,175.00        | 96                           | 75,153.50         |
| 2005         | 104           | 70,772.04       | 5             | 7,139.43        | 96                           | 78,861.47         |
| 2006         | 79            | 81,068.50       | 7             | 11,674.80       | 74                           | 92,743.30         |
| 2007         | 63            | 88,641.70       | 5             | 1,020.52        | 60                           | 89,662.22         |
| 2008         | 83            | 82,588.38       | 5             | 1,600.00        | 76                           | 84,188.38         |
| <b>Total</b> |               |                 |               |                 | <b>917</b>                   | <b>772,651.25</b> |

ADB = Asian Development Bank.

<sup>a</sup> Projects financed by a number of bilateral and/or multilateral grants are counted as one. Projects with supplementary financing in subsequent years are counted only once, at time of ADB approval of the project, but amounts are reflected in year of ADB approval of the supplementary financing.

Source: ADB-administered external grants database.

**SUMMARY OF DIRECT VALUE-ADDED COFINANCING FOR  
INVESTMENT PROJECTS BY SECTOR, 1970–2008<sup>a</sup>**

| Sector   | Commercial Sources |                     | Official Loans  |                     | Grants          |                     | Total                        |                     |
|--|--------------------|---------------------|-----------------|---------------------|-----------------|---------------------|------------------------------|---------------------|
|  | No. of Projects    | Amount (\$ million) | No. of Projects | Amount (\$ million) | No. of Projects | Amount (\$ million) | No. of Projects <sup>b</sup> | Amount (\$ million) |
| Agriculture and Natural Resources              | 0                  | 0.00                | 33              | 911.40              | 24              | 249.52              | 55                           | 1,160.92            |
| Education                                      | 0                  | 0.00                | 11              | 164.61              | 11              | 509.06              | 22                           | 673.67              |
| Energy   | 24                 | 2,104.46            | 39              | 3,185.02            | 6               | 20.30               | 65                           | 5,309.77            |
| Finance  | 7                  | 674.80              | 2               | 165.29              | 3               | 6.71                | 12                           | 846.79              |
| Health, Nutrition, and Social Protection       | 0                  | 0.00                | 1               | 300.00              | 4               | 54.74               | 5                            | 354.74              |
| Industry and Trade                             | 24                 | 1,665.07            | 4               | 72.00               | 1               | 0.50                | 28                           | 1,737.57            |
| Law, Economic Management, and Public Policy    | 0                  | 0.00                | 1               | 7.57                | 5               | 46.43               | 6                            | 54.00               |
| Multisector                                    | 2                  | 20.00               | 28              | 1,874.74            | 20              | 315.38              | 45                           | 2,210.12            |
| Transport and Communications                   | 7                  | 523.80              | 43              | 1,787.95            | 9               | 86.37               | 55                           | 2,398.12            |
| Water Supply, Sanitation, and Waste Management | 1                  | 21.50               | 9               | 198.26              | 2               | 3.50                | 12                           | 223.26              |
| <b>Total</b>                                   | <b>65</b>          | <b>5,009.62</b>     | <b>171</b>      | <b>8,666.84</b>     | <b>85</b>       | <b>1,292.50</b>     | <b>305</b>                   | <b>14,968.95</b>    |

<sup>a</sup> Amounts and numbers of projects adjusted to reflect changes in cofinancing arrangements after year of approval.

<sup>b</sup> A project with more than one source of cofinancing is counted as one.

Source: Asian Development Bank cofinancing database.

**SUMMARY OF DIRECT VALUE-ADDED COFINANCING FOR INVESTMENT  
PROJECTS BY RECIPIENT COUNTRY, 1970–2008<sup>a</sup>**

| Recipient Country                | Commercial Sources |                     | Official Loans  |                     | Grants          |                     | Total                        |                     |
|----------------------------------|--------------------|---------------------|-----------------|---------------------|-----------------|---------------------|------------------------------|---------------------|
|                                  | No. of Projects    | Amount (\$ million) | No. of Projects | Amount (\$ million) | No. of Projects | Amount (\$ million) | No. of Projects <sup>b</sup> | Amount (\$ million) |
| Afghanistan                      | 3                  | 65.00               | 1               | 3.55                | 2               | 41.00               | 6                            | 109.55              |
| Bangladesh                       | 1                  | 90.00               | 13              | 456.97              | 14              | 606.27              | 26                           | 1,153.24            |
| Bhutan                           | 0                  | 0.00                | 0               | 0.00                | 1               | 1.00                | 1                            | 1.00                |
| Cambodia                         | 0                  | 0.00                | 6               | 61.99               | 6               | 36.52               | 10                           | 98.51               |
| China, People's Republic of      | 11                 | 958.50              | 5               | 222.58              | 7               | 32.20               | 22                           | 1,213.28            |
| Fiji Islands                     | 0                  | 0.00                | 1               | 6.50                | 0               | 0.00                | 1                            | 6.50                |
| India                            | 5                  | 555.00              | 8               | 1,100.63            | 2               | 28.00               | 15                           | 1,683.63            |
| Indonesia                        | 6                  | 348.30              | 12              | 2,154.00            | 9               | 90.98               | 27                           | 2,593.28            |
| Kazakhstan                       | 3                  | 325.00              | 0               | 0.00                | 0               | 0.00                | 3                            | 325.00              |
| Kyrgyz Republic                  | 0                  | 0.00                | 3               | 48.66               | 1               | 2.50                | 4                            | 51.16               |
| Lao People's Democratic Republic | 1                  | 50.00               | 10              | 94.92               | 2               | 18.00               | 11                           | 162.92              |
| Maldives                         | 0                  | 0.00                | 2               | 2.88                | 0               | 0.00                | 2                            | 2.88                |
| Mongolia                         | 0                  | 0.00                | 0               | 0.00                | 2               | 2.50                | 2                            | 2.50                |
| Myanmar                          | 0                  | 0.00                | 6               | 38.10               | 0               | 0.00                | 6                            | 38.10               |
| Nepal                            | 2                  | 18.83               | 16              | 266.32              | 5               | 55.37               | 22                           | 340.52              |
| Pakistan                         | 14                 | 418.25              | 19              | 392.85              | 5               | 87.47               | 38                           | 898.57              |
| Papua New Guinea                 | 1                  | 10.00               | 5               | 40.70               | 4               | 14.15               | 9                            | 64.85               |
| Philippines                      | 8                  | 733.97              | 25              | 2,015.53            | 3               | 16.30               | 33                           | 2,765.81            |
| Samoa                            | 0                  | 0.00                | 2               | 39.70               | 2               | 25.20               | 3                            | 64.90               |
| Solomon Islands                  | 0                  | 0.00                | 2               | 3.00                | 4               | 34.07               | 6                            | 37.07               |
| Sri Lanka                        | 4                  | 236.00              | 17              | 499.09              | 7               | 122.20              | 26                           | 857.28              |
| Tajikistan                       | 0                  | 0.00                | 4               | 22.00               | 1               | 3.50                | 5                            | 25.50               |
| Thailand                         | 2                  | 1,020.00            | 5               | 433.70              | 0               | 0.00                | 7                            | 1,453.70            |
| Tonga                            | 0                  | 0.00                | 1               | 1.00                | 0               | 0.00                | 1                            | 1.00                |
| Uzbekistan                       | 0                  | 0.00                | 2               | 62.00               | 2               | 4.50                | 4                            | 66.50               |
| Viet Nam                         | 3                  | 75.76               | 6               | 700.17              | 7               | 70.79               | 15                           | 846.72              |
| Regional                         | 1                  | 105.00              | 0               | 0.00                | 0               | 0.00                | 1                            | 105.00              |
| <b>Total</b>                     | <b>65</b>          | <b>5,009.62</b>     | <b>171</b>      | <b>8,666.84</b>     | <b>85</b>       | <b>1,292.50</b>     | <b>305</b>                   | <b>14,968.95</b>    |

<sup>a</sup> Amounts and number of projects adjusted to reflect changes in cofinancing arrangements after year of approval.

<sup>b</sup> A project with more than one source of cofinancing is counted as one.

Source: Asian Development Bank cofinancing database.

**TECHNICAL ASSISTANCE PROJECTS FINANCED BY EXTERNAL  
SOURCES BY SECTOR, 1970–2008<sup>a</sup>**

| Sector   | Bilateral     |                 | Multilateral  |                 | Total                        |                   |
|--|---------------|-----------------|---------------|-----------------|------------------------------|-------------------|
|  | No. of Grants | Amount (\$'000) | No. of Grants | Amount (\$'000) | No. of Projects <sup>a</sup> | Amount (\$'000)   |
| Agriculture and Natural Resources              | 212           | 140,802.29      | 98            | 82,278.18       | 259                          | 223,080.47        |
| Education                                      | 35            | 23,049.50       | 9             | 10,766.72       | 42                           | 33,816.22         |
| Energy   | 75            | 52,025.00       | 19            | 17,216.80       | 89                           | 69,241.80         |
| Finance  | 50            | 26,122.81       | 6             | 5,255.00        | 53                           | 31,377.81         |
| Health, Nutrition, and Social Protection       | 44            | 38,069.00       | 7             | 1,139.52        | 43                           | 39,208.52         |
| Industry and Trade                             | 25            | 18,218.00       | 7             | 2,509.00        | 28                           | 20,727.00         |
| Law, Economic Management, and Public Policy    | 210           | 123,777.79      | 11            | 6,358.63        | 189                          | 130,136.42        |
| Multisector                                    | 95            | 136,877.40      | 29            | 9,581.77        | 97                           | 146,459.17        |
| Transport and Communications                   | 53            | 30,052.00       | 26            | 16,777.93       | 68                           | 46,829.93         |
| Water Supply, Sanitation, and Waste Management | 47            | 29,117.00       | 7             | 2,656.91        | 48                           | 31,773.91         |
| <b>Total</b>                                   |               |                 |               |                 | <b>916</b>                   | <b>772,651.25</b> |

ADB = Asian Development Bank, No. = number.

<sup>a</sup> Projects financed by a number of bilateral and/or multilateral grants are counted as one.

Source: ADB-administered external grants database.

**TECHNICAL ASSISTANCE PROJECTS FINANCED BY EXTERNAL SOURCES BY  
RECIPIENT COUNTRY, 1970–2008**

| Recipient Country                 | Bilateral     |                   | Multilateral  |                   | Total                        |                   |
|-----------------------------------|---------------|-------------------|---------------|-------------------|------------------------------|-------------------|
|                                   | No. of Grants | Amount (\$'000)   | No. of Grants | Amount (\$'000)   | No. of Projects <sup>a</sup> | Amount (\$'000)   |
| Afghanistan                       | 14            | 7,207.00          | 1             | 975.00            | 9                            | 8,182.00          |
| Azerbaijan                        | 2             | 850.00            | 0             | 0.00              | 2                            | 850.00            |
| Bangladesh                        | 24            | 14,916.00         | 47            | 43,478.81         | 68                           | 58,394.81         |
| Bhutan                            | 9             | 5,528.00          | 0             | 0.00              | 8                            | 5,528.00          |
| Cambodia                          | 39            | 19,140.00         | 3             | 2,198.60          | 34                           | 21,338.60         |
| Cook Islands                      | 1             | 200.00            | 0             | 0.00              | 1                            | 200.00            |
| China, People's Republic of       | 55            | 26,299.60         | 10            | 3,260.00          | 63                           | 29,559.60         |
| Fiji Islands                      | 1             | 100.00            | 0             | 0.00              | 1                            | 100.00            |
| India                             | 65            | 57,699.00         | 0             | 0.00              | 60                           | 57,699.00         |
| Indonesia                         | 50            | 39,363.00         | 9             | 7,732.87          | 57                           | 47,095.87         |
| Kazakhstan                        | 3             | 950.00            | 0             | 0.00              | 3                            | 950.00            |
| Kiribati                          | 2             | 275.00            | 0             | 0.00              | 2                            | 275.00            |
| Korea, Republic of                | 0             | 0.00              | 2             | 1,160.00          | 2                            | 1,160.00          |
| Kyrgyz Republic                   | 6             | 2,280.00          | 0             | 0.00              | 5                            | 2,280.00          |
| Lao People's Democratic Republic  | 29            | 16,174.30         | 15            | 10,546.78         | 40                           | 26,721.08         |
| Malaysia                          | 3             | 1,597.00          | 2             | 680.00            | 5                            | 2,277.00          |
| Maldives                          | 2             | 777.00            | 0             | 0.00              | 2                            | 777.00            |
| Marshall Islands, Republic of the | 6             | 1,528.00          | 0             | 0.00              | 6                            | 1,528.00          |
| Micronesia, Federated States of   | 5             | 2,634.00          | 0             | 0.00              | 5                            | 2,634.00          |
| Mongolia                          | 6             | 2,736.00          | 0             | 0.00              | 6                            | 2,736.00          |
| Myanmar                           | 0             | 0.00              | 14            | 5,755.00          | 14                           | 5,755.00          |
| Nauru, Republic of                | 3             | 577.81            | 0             | 0.00              | 3                            | 577.81            |
| Nepal                             | 30            | 14,680.00         | 36            | 26,915.97         | 62                           | 41,595.97         |
| Pakistan                          | 40            | 48,794.00         | 11            | 7,319.00          | 41                           | 56,113.00         |
| Papua New Guinea                  | 8             | 4,125.00          | 2             | 320.52            | 7                            | 4,445.52          |
| Philippines                       | 24            | 14,100.00         | 13            | 7,137.30          | 31                           | 21,237.30         |
| Samoa                             | 4             | 1,625.00          | 3             | 500.00            | 6                            | 2,125.00          |
| Singapore                         | 0             | 0.00              | 1             | 542.72            | 1                            | 542.72            |
| Solomon Islands                   | 3             | 850.00            | 2             | 750.00            | 5                            | 1,600.00          |
| Sri Lanka                         | 20            | 7,408.40          | 9             | 2,458.60          | 25                           | 9,867.00          |
| Tajikistan                        | 12            | 6,600.00          | 0             | 0.00              | 10                           | 6,600.00          |
| Thailand                          | 16            | 5,598.00          | 7             | 2,429.17          | 21                           | 8,027.17          |
| Timor-Leste                       | 1             | 12,000.00         | 0             | 0.00              | 1                            | 12,000.00         |
| Tonga                             | 1             | 74.00             | 1             | 130.00            | 2                            | 204.00            |
| Tuvalu                            | 2             | 327.75            | 0             | 0.00              | 2                            | 327.75            |
| Uzbekistan                        | 6             | 2,400.00          | 0             | 0.00              | 5                            | 2,400.00          |
| Vanuatu                           | 3             | 352.00            | 0             | 0.00              | 3                            | 352.00            |
| Viet Nam                          | 69            | 43,219.01         | 4             | 8,205.00          | 63                           | 51,424.01         |
| <b>Subtotal</b>                   |               | <b>362,984.87</b> |               | <b>132,495.34</b> | <b>681</b>                   | <b>495,480.21</b> |
| Regional Activities               |               | 254,825.92        |               | 22,345.12         | 235                          | 277,171.04        |
| <b>Total</b>                      |               | <b>617,810.79</b> |               | <b>154,840.46</b> | <b>916</b>                   | <b>772,651.25</b> |

ADB = Asian Development Bank, No. = number.

<sup>a</sup> Projects financed by a number of bilateral and/or multilateral grants are counted as one.

Source: ADB-administered external grants database.

**SUMMARY OF DIRECT VALUE-ADDED COFINANCING FOR  
INVESTMENT PROJECTS BY SOURCE, 1970–2008<sup>a</sup>**

| Source   | Commercial Sources |              | Official Loans |              | Grants   |              | Total                 |                           |
|--|--------------------|--------------|----------------|--------------|----------|--------------|-----------------------|---------------------------|
|  | No. of             | Amount       | No. of         | Amount       | No. of   | Amount       | No. of                | Amount                    |
|  | Projects           | (\$ million) | Projects       | (\$ million) | Projects | (\$ million) | Projects <sup>b</sup> | (\$ million) <sup>c</sup> |
| Japan  | 27                 | 814.08       | 51             | 6,873.90     | 1        | 1.00         | 77                    | 7,688.98                  |
| OPEC Fund for International<br>Development                           | 0                  | 0.00         | 84             | 681.61       | 0        | 0.00         | 84                    | 681.61                    |
| France   | 13                 | 239.71       | 8              | 346.50       | 1        | 1.30         | 21                    | 587.51                    |
| Germany  | 9                  | 251.78       | 4              | 282.37       | 0        | 0.00         | 13                    | 534.15                    |
| United Kingdom   | 6                  | 78.85        | 0              | 0.00         | 11       | 334.80       | 17                    | 413.64                    |
| Netherlands  | 8                  | 109.59       | 0              | 0.00         | 25       | 272.66       | 33                    | 382.24                    |
| International Fund for Agricultural<br>Development                   | 0                  | 0.00         | 29             | 358.16       | 0        | 0.00         | 29                    | 358.16                    |
| European Community   | 0                  | 0.00         | 0              | 0.00         | 6        | 221.83       | 6                     | 221.83                    |
| Australia  | 6                  | 126.63       | 0              | 0.00         | 12       | 88.71        | 18                    | 215.34                    |
| Taipei, China  | 2                  | 152.50       | 1              | 6.70         | 0        | 0.00         | 3                     | 159.20                    |
| Singapore  | 15                 | 154.83       | 0              | 0.00         | 0        | 0.00         | 15                    | 154.83                    |
| Belgium  | 9                  | 145.54       | 0              | 0.00         | 0        | 0.00         | 9                     | 145.54                    |
| Canada   | 5                  | 80.10        | 0              | 0.00         | 6        | 78.00        | 11                    | 158.10                    |
| Italy  | 5                  | 121.10       | 0              | 0.00         | 0        | 0.00         | 5                     | 121.10                    |
| United States  | 7                  | 107.55       | 0              | 0.00         | 0        | 0.00         | 7                     | 107.55                    |
| European Investment Bank   | 0                  | 0.00         | 1              | 100.00       | 0        | 0.00         | 0                     | 100.00                    |
| Korea, Republic of   | 7                  | 78.68        | 0              | 0.00         | 1        | 0.50         | 8                     | 79.18                     |
| Norway   | 0                  | 0.00         | 0              | 0.00         | 11       | 71.28        | 11                    | 71.28                     |
| Sweden   | 0                  | 0.00         | 1              | 7.10         | 6        | 63.75        | 7                     | 70.85                     |
| Spain  | 4                  | 54.35        | 0              | 0.00         | 1        | 0.35         | 5                     | 54.70                     |
| China, People's Republic of  | 6                  | 60.42        | 0              | 0.00         | 0        | 0.00         | 6                     | 60.42                     |
| Austria  | 2                  | 56.50        | 0              | 0.00         | 0        | 0.00         | 2                     | 56.50                     |
| Global Environment Facility  | 0                  | 0.00         | 0              | 0.00         | 10       | 62.39        | 10                    | 62.39                     |
| Switzerland  | 3                  | 29.02        | 0              | 0.00         | 3        | 12.00        | 6                     | 41.02                     |
| Hong Kong, China   | 3                  | 31.42        | 0              | 0.00         | 0        | 0.00         | 3                     | 31.42                     |
| New Zealand  | 0                  | 0.00         | 0              | 0.00         | 4        | 28.35        | 4                     | 28.35                     |
| Denmark  | 0                  | 0.00         | 0              | 0.00         | 3        | 24.30        | 3                     | 24.30                     |
| Kuwait   | 0                  | 0.00         | 0              | 0.00         | 1        | 15.00        | 1                     | 15.00                     |
| Portugal   | 2                  | 10.50        | 0              | 0.00         | 0        | 0.00         | 2                     | 10.50                     |
| Bahrain  | 1                  | 10.00        | 0              | 0.00         | 0        | 0.00         | 1                     | 10.00                     |
| Nordic Development Fund  | 0                  | 0.00         | 1              | 10.50        | 0        | 0.00         | 1                     | 10.50                     |
| Scotland   | 1                  | 10.00        | 0              | 0.00         | 0        | 0.00         | 1                     | 10.00                     |
| Malaysia   | 3                  | 8.57         | 0              | 0.00         | 0        | 0.00         | 3                     | 8.57                      |
| India  | 2                  | 8.00         | 0              | 0.00         | 0        | 0.00         | 2                     | 8.00                      |
| Trust Fund for Forests   | 0                  | 0.00         | 0              | 0.00         | 1        | 8.00         | 1                     | 8.00                      |
| United Arab Emirates   | 2                  | 7.85         | 0              | 0.00         | 0        | 0.00         | 2                     | 7.85                      |
| Luxembourg   | 2                  | 7.00         | 0              | 0.00         | 0        | 0.00         | 2                     | 7.00                      |
| South Africa   | 1                  | 6.00         | 0              | 0.00         | 0        | 0.00         | 1                     | 6.00                      |
| Finland  | 1                  | 0.68         | 0              | 0.00         | 2        | 5.24         | 3                     | 5.92                      |
| Ireland  | 1                  | 5.56         | 0              | 0.00         | 0        | 0.00         | 1                     | 5.56                      |
| Pakistan   | 1                  | 5.00         | 0              | 0.00         | 0        | 0.00         | 1                     | 5.00                      |
| Sri Lanka  | 1                  | 5.00         | 0              | 0.00         | 0        | 0.00         | 1                     | 5.00                      |
| HIV/AIDS Cooperation Fund  | 0                  | 0.00         | 0              | 0.00         | 1        | 0.75         | 1                     | 0.75                      |
| Commercial lenders with ADB partial<br>credit guarantee <sup>d</sup> | 11                 | 1,244.20     | 0              | 0.00         | 0        | 0.00         | 11                    | 1,244.20                  |
| Commercial lenders under ADB<br>B-loan <sup>d</sup>                  | 5                  | 772.61       | 0              | 0.00         | 0        | 0.00         | 5                     | 772.61                    |

| Source  | Commercial Sources |                     | Official Loans  |                     | Grants          |                     | Total                        |                                  |
|---|--------------------|---------------------|-----------------|---------------------|-----------------|---------------------|------------------------------|----------------------------------|
|   | No. of Projects    | Amount (\$ million) | No. of Projects | Amount (\$ million) | No. of Projects | Amount (\$ million) | No. of Projects <sup>b</sup> | Amount (\$ million) <sup>c</sup> |
| Commercial lenders with ADB political risk guarantee <sup>d</sup> | 5                  | 216.00              | 0               | 0.00                | 0               | 0.00                | 5                            | 216.00                           |
| Clean Energy Fund under CEFPP                                     | 0                  | 0.00                | 0               | 0.00                | 1               | 0.80                | 1                            | 0.80                             |
| Multi-Donor Trust Fund-WFPF                                       | 0                  | 0.00                | 0               | 0.00                | 1               | 1.50                | 1                            | 1.50                             |
| <b>Total</b>  | <b>65</b>          | <b>5,009.62</b>     | <b>171</b>      | <b>8,666.84</b>     | <b>85</b>       | <b>1,292.50</b>     | <b>305</b>                   | <b>14,968.95</b>                 |

ADB = Asian Development Bank; CEFPP = Clean Energy Financing Partnership Facility, No. = number, WFPF = Water Financing Partnership Facility.

<sup>a</sup> Amounts and number of projects adjusted to reflect changes in cofinancing arrangements after year of approval.

<sup>b</sup> A project with more than one source of cofinancing is counted as one.

<sup>c</sup> Amounts are listed from highest to lowest.

<sup>d</sup> Information is not available on the nationality of cofinanciers that provided cofinancing.

Source: ADB cofinancing database.

**SUMMARY OF INVESTMENT PROJECTS WITH ASIAN DEVELOPMENT BANK  
GUARANTEE SUPPORT, 1988–2008**

| DMC/Project  | ADB<br>Loan<br>(\$ million) | Guarantee<br>Amount<br>(\$ million) | Type of<br>Guarantee | Counter-Guarantee      |
|--|-----------------------------|-------------------------------------|----------------------|------------------------|
| <b>1988</b>  |                             |                                     |                      |                        |
| <b>Indonesia</b>   |                             |                                     |                      |                        |
| Financial Sector Program   | 150.00                      | 50.00                               | PCG                  | With counter-guarantee |
| <b>1990</b>  |                             |                                     |                      |                        |
| <b>Papua New Guinea</b>  |                             |                                     |                      |                        |
| Ramu Grid Reinforcement  | 19.65                       | 10.00                               | PCG                  | With counter-guarantee |
| <b>India</b>   |                             |                                     |                      |                        |
| Power Finance Corporation: North<br>Madras and Rayalaseema Power | 380.00                      | 110.00                              | PCG                  | With counter-guarantee |
| <b>1991</b>  |                             |                                     |                      |                        |
| <b>People's Republic of China</b>                                |                             |                                     |                      |                        |
| Shanghai Nanpu Bridge  | 70.00                       | 48.00                               | PCG                  | With counter-guarantee |
| <b>1992</b>  |                             |                                     |                      |                        |
| <b>People's Republic of China</b>                                |                             |                                     |                      |                        |
| Laiwu Iron and Steel Mill<br>Modernization and Expansion         | 133.00                      | 25.00                               | PCG                  | With counter-guarantee |
| <b>1993</b>  |                             |                                     |                      |                        |
| <b>People's Republic of China</b>                                |                             |                                     |                      |                        |
| Shanghai Yangpu Bridge   | 85.00                       | 54.00                               | PCG                  | With counter-guarantee |
| <b>1995</b>  |                             |                                     |                      |                        |
| <b>Philippines</b>   |                             |                                     |                      |                        |
| Northern Luzon Transmission and<br>Generation                    | 244.00                      | 142.00                              | PCG                  | With counter-guarantee |
| <b>1997</b>  |                             |                                     |                      |                        |
| <b>Sri Lanka</b>   |                             |                                     |                      |                        |
| Small and Medium Enterprises<br>Assistance Program               | 5.00                        | 50.00                               | PCG                  | With counter-guarantee |
| <b>1998</b>  |                             |                                     |                      |                        |
| <b>Sri Lanka</b>   |                             |                                     |                      |                        |
| Credit Enhancement Facility for<br>Private Enterprises           | 5.00                        | 65.00                               | PCG                  | With counter-guarantee |
| <b>Thailand</b>  |                             |                                     |                      |                        |
| Export Financing Facility  | 50.00                       | 950.00                              | PCG                  | With counter-guarantee |
| <b>2000</b>  |                             |                                     |                      |                        |
| <b>Bangladesh</b>  |                             |                                     |                      |                        |
| AES Meghnaghat Ltd.  | 50.00                       | 70.00                               | PRG                  | With counter-guarantee |
| <b>Pakistan</b>  |                             |                                     |                      |                        |
| SME Trade Enhancement Facility                                   | 50.00                       | 150.00                              | PRG                  | With counter-guarantee |
| <b>Sri Lanka</b>   |                             |                                     |                      |                        |
| Kelanitissa Power  | 26.00                       | 31.00                               | PRG                  | With counter-guarantee |
| <b>2001</b>  |                             |                                     |                      |                        |
| <b>Sri Lanka</b>   |                             |                                     |                      |                        |
| SME Sector Development Program                                   | 60.00                       | 90.00                               | PCG                  | With counter-guarantee |
| <b>2002</b>  |                             |                                     |                      |                        |
| <b>Philippines</b>   |                             |                                     |                      |                        |
| Power Sector Restructuring Program                               | 300.00                      | 500.00                              | PCG                  | With counter-guarantee |

| DMC/Project   | ADB<br>Loan<br>(\$ million) | Guarantee<br>Amount<br>(\$ million) | Type of<br>Guarantee | Counter-Guarantee                            |
|---|-----------------------------|-------------------------------------|----------------------|--|
| <b>Viet Nam</b>   |                             |                                     |                      |  |
| Mekong Energy Company Limited<br>(Phu My 2.2)                                       | 50.00                       | 25.00                               | PRG-GOR              | Without counter-guarantee                    |
| Phu My 3 Power  | 40.00                       | 32.00                               | PRG                  | Without counter-guarantee                    |
| <b>2003</b>   |                             |                                     |                      |  |
| <b>Pakistan</b>   |                             |                                     |                      |  |
| SME Sector Development Program  | 152.00                      | 65.00                               | PCG                  | Without counter-guarantee                    |
| <b>Regional</b>   |                             |                                     |                      |  |
| Trade Finance Facilitation Program  | 45.00                       | 105.00                              | PCG                  | Without counter-guarantee                    |
| <b>2004</b>   |                             |                                     |                      |  |
| <b>Afghanistan</b>  |                             |                                     |                      |  |
| Afghanistan Investment Guarantee Facility   | 5.00                        | 10.00                               | PRG                  | Without counter-guarantee                    |
| <b>2005</b>   |                             |                                     |                      |  |
| <b>Lao People's Democratic Republic</b>   |                             |                                     |                      |  |
| Nam Theun 2 Power Co. Limited for the<br>GMS Nam Theun 2 Hydroelectric              | 50.00                       | 50.00                               | PRG                  | With partial Government<br>counter-indemnity |
| <b>Philippines</b>  |                             |                                     |                      |  |
| Small and Medium Enterprise Development<br>Support                                  | 25.00                       | 18.40                               | PCG                  | Without counter-guarantee                    |
| <b>2006</b>   |                             |                                     |                      |  |
| <b>Afghanistan</b>  |                             |                                     |                      |  |
| Roshan Phase II Expansion   | 40.00                       | 15.00                               | PRG                  | Without counter-guarantee                    |
| <b>Indonesia</b>  |                             |                                     |                      |  |
| Acquisition and Securitization of Motor Loan<br>Portfolios by Deutsche Bank AG      | 0.20                        | 9.80                                | PCG                  | Without counter-guarantee                    |
| <b>Kazakhstan</b>   |                             |                                     |                      |  |
| Guarantee for the Diversified Payment Rights<br>Securitization by Alliance Bank JSC | 0.00                        | 100.00                              | PCG                  | Without counter-guarantee                    |
| <b>2007</b>   |                             |                                     |                      |  |
| <b>People's Republic of China</b>   |                             |                                     |                      |  |
| Energy Efficiency Multi-project Financing   | 0.00                        | 107.00                              | PCG                  | Without counter-guarantee                    |
| <b>Kazakhstan</b>   |                             |                                     |                      |  |
| Diversified Payment Rights Securitization by<br>ATF Bank JSC                        | 0.00                        | 125.00                              | PCG                  | Without counter-guarantee                    |
| JSC Kazkommersbank  | 50.00                       | 100.00                              | PCG                  | Without counter-guarantee                    |
| <b>Pakistan</b>   |                             |                                     |                      |  |
| Daharki Power   | 2.75                        | 44.00                               | PCG                  | Without counter-guarantee                    |
| <b>2008</b>   |                             |                                     |                      |  |
| <b>Afghanistan</b>  |                             |                                     |                      |  |
| Roshan Expansion Project (Phase III) <sup>a</sup>                                   | 60.00                       | 10.00                               | PRG                  | Without counter-guarantee                    |
| <b>Total</b>  |                             | <b>3,161.20</b>                     |                      |  |

<sup>a</sup> Cancelled and/or not made effective.

ADB = Asian Development Bank, AES = AES Corporation, BLCP = BLCP Power Limited, DMC = developing member country, GMS = greater mekong subregion, GOR = guarantor of record, JSC = joint stock company, PCG = partial credit guarantee, PRG = political risk guarantee, SME = small and medium-sized enterprise.

Source: ADB cofinancing database.

**LIST OF ASIAN DEVELOPMENT BANK - ADMINISTERED TRUST FUNDS  
COVERED BY FRAMEWORK AGREEMENTS**  
(as of 31 December 2008)

| Fund Name  | Focus  |             | Date   | Total Amount <sup>a</sup><br>(\$ million) | Available Amount <sup>b</sup><br>(\$ million) | Technical Lead <sup>c</sup>          |
|--|--|-------------|--|---|---|--------------------------------------|
|  | (1) Countries  | (2) Sectors |  |   |   |                                      |
| <b>A. Single Donor Cooperation Funds</b>   |  |             |  |   |   |                                      |
| 1. Australia – Memorandum of Understanding on Channel Financing  | (1) First priority are NAU, SOL. Second Priority are FIJ, PNG, and VAN.<br>(2) There will be annual consultations between the Government of Australia and ADB to agree on the broad direction of the program for the year including geographical and sectoral priorities.  |             | (1) 4 Oct 93   | 41.0                                      | 1.4   |                                      |
| 2. Australia – Government of the Commonwealth of Australia Memorandum of Understanding on Channel Financing  | (1) SARD countries<br>(2) Enhanced governance, urban development, inclusive growth, human resource development, regional cooperation and integration.  |             | (1) 7 Jun 06   | 8.5                                       | Fully committed                               | SARD                                 |
| 3. Belgium – Channel Financing Agreement   | (1) CAM, LAO, VIE<br>(2) Education, public health, and water supply  |             | (1) 28 Nov 96  | 2.2                                       | 0.6   |                                      |
| 4. Canada – Administrative Arrangement Establishing the Canadian Cooperation Fund on Climate Change  | (1/2) PRC, IND - greenhouse gas emissions reductions.<br>(1/2) INO – carbon sequestration<br>(1/2) Pacific island DMCs – adaptation to climate change  |             | (1) 13 Mar 01  | 3.2                                       | 0.1   | REACH Steering Committee Chair: RSDD |
|  |  |             | (2) 31 Mar 06  | 0.2                                       |   |                                      |
| 5. Denmark – Channel Financing Agreement Establishing the Danish Cooperation Fund for Technical Assistance   | (1) BAN, BHU, NEP, and VIE<br>(2) Water and sanitation; health; renewable energy; agriculture and fisheries; transport infrastructure; urban development; education; private sector development (with particular attention to be given to crosscutting issues such as poverty alleviation, women in development, environment, good governance, human rights, and technical training)   |             | (1) 21 Jul 00  | 1.8                                       | 0.4   |                                      |
| 6. Denmark – Channel Financing Agreement Establishing the Second Danish Cooperation Fund for Technical Assistance                                  | (1) ADB DMCs with annual per capita GNP of less than \$2,500 equivalent as well as institutions of these DMCs. Regional activities involving subgroups of member countries of ADB with an average per capita GNP below \$2,500 equivalent are also eligible for allocations under the Grant. Special focus on BAN, BHU, NEP, and VIE.<br>(2) Technical operations on national poverty reduction programs and the achievement of the Millennium Development Goals: gender equality. |             | (1) 26 Jun 03  | 3.0                                       | 0.2   |                                      |
| 7. Denmark – Channel Financing Agreement Establishing Danish Cooperation Fund for Renewable Energy and Energy Efficiency in Rural Areas            | (1) ADB DMCs with an annual per capita GNP of less than \$2,500 equivalent as well as institutions of these members<br>(2) Renewable energy and energy efficiency, greenhouse gas abatement.   |             | (1) 18 Dec 01  | 3.6                                       | 0.4   | RSDD                                 |
| 8. Denmark – Channel Financing Agreement Establishing the Second Danish Cooperation Fund for Renewable Energy and Energy Efficiency in Rural Areas | (1) ADB DMCs with an annual per capita GNP of less than \$2,500 equivalent as well as institutions of these members<br>(2) Renewable energy and energy efficiency, greenhouse gas abatement  |             | (1) 27 Oct 06  | 3.6                                       | 0.6   | RSDD                                 |
| 9. Finland – Channel Financing Agreement   | (1) KAZ, KGZ, TAJ, and UZB - environment<br>(2) Group A and B1 DMCs - environmental protection and development of renewable energy forms   |             | (1) 16 Jan 90 (\$0.6)<br>(2) 12 Mar 99 (\$4.0)<br>Additional contribution of \$4.5 million on 29 Jun 04 using agreement of 12 Mar 99 | 9.1                                       | 0.3   | REACH Steering Committee Chair: RSDD |

| Fund Name   | Focus  |  | Donors | Date   | Total               | Available           | Technical Lead <sup>c</sup> |                                      |
|---|--|--|--------|--|---------------------|---------------------|-----------------------------|--------------------------------------|
|   | (1) Countries  | (2) Sectors  |        | (1) Established                                  | Amount <sup>a</sup> | Amount <sup>b</sup> |                             |                                      |
|   |  |  |        | (2) Replenished                                  | (\$ million)        | (\$ million)        |                             |                                      |
| 10. France – Channel Financing Agreement  | (1) CAM, IND, INO, MAL, PAK, PHI, PRC, THA, and VIE  | (2) Education, energy, health, telecommunications, transport, water treatment, support for privatization programs, organization of financial markets   |        | (1) 25 Apr 89 amended on 14 Dec 94 and 08 Aug 00 |                     | 26.9                | 2.7                         |                                      |
| 11. France – Channel Financing Agreement Establishing the Cooperation Fund for Project Preparation in the GMS                     | (1) ADB DMCs in the Greater Mekong Subregion   | (2) Project preparatory technical assistance operations to be designed, processed, and administered at the sole discretion of ADB with regional cooperation focus in the GMS.  |        | (1) 28 Dec 04                                    |                     | 3.1                 | Fully committed             |                                      |
| 12. Italy – Agreement Establishing the Italian Cooperation Fund for Consulting Services   | (1) BAN, IND, INO, KAZ, KGZ, PAK, PHI, PRC, TAJ, THA, UZB, and VIE   | (2) Public and private infrastructure, development of small and medium enterprises, transfer of environmental technologies, health and education, urban development and water supply   |        | (1) 17 Sep 99                                    |                     | 2.6                 | 0.9                         |                                      |
| 13. Italy – Channel Financing Agreement Establishing the Italian Cooperation Fund for Technical Assistance                        | (1) ADB DMCs   | (2) Development of SME, microfinance, private sector, energy, agriculture, environment   |        | (1) 7 Oct 04                                     |                     | 2.5                 | 2.5                         |                                      |
| 14. Republic of Korea e-Asia and Knowledge Partnership Fund   | (1) ADB DMCs   | (2) ICT, knowledge sharing   |        | (1) 1 Jun 06                                     |                     | 20.0                | 9.8                         | RSDD                                 |
| 15. Netherlands - Arrangement Establishing the Dutch Cooperation Fund for Promotion of Renewable Energy and Energy Efficiency     | (1) ADB DMCs   | (2) Renewable energy and energy efficiency   |        | (1) 21 Dec 00                                    |                     | 6.0                 | Fully committed             | REACH Steering Committee Chair: RSDD |
| 16. New Zealand – Arrangement Establishing the New Zealand Cooperation Fund for Technical Assistance                              | (1) COO - Education, outer islands development, HRD, fisheries   | (2) VAN - HRD/education, private sector development in rural areas, strengthening governance   |        | (1) 29 Oct 99                                    |                     | 0.4                 | 0.1                         |                                      |
| 17. PRC – Channel Financing Agreement Establishing the People's Republic of China Poverty Reduction and Regional Cooperation Fund | (1) ADB DMCs but priority will be given to countries that are part of GMS and the Central Asia Regional Economic Cooperation (CAREC) | (2) Research and analytical work, piloting innovative approaches, capacity building and institutional development in DMCs: dissemination, networking and cross-learning (e.g.) workshops, conferences, publications, and website development). |        | (1) 10 Mar 05                                    |                     | 20.0                | 6.5                         | OREI                                 |
| 18. Spain – Agreement Establishing the Spanish Cooperation Fund for Technical Assistance  | (1) IND, INO, PAK, PHI, PRC, VIE   | (2) Urban infrastructure (water supply, sanitation, waste management and urban transport); road transport, energy, rural infrastructure (roads, power, irrigation and water management); financial sector, railways.                           |        | (1) 23 Jun 00<br>(2) 9 Dec 03<br>21 Feb 07       |                     | 7.6                 | 0.3                         |                                      |

| Fund Name  | Focus   |  | Date   | Total Amount <sup>a</sup><br>(\$ million) | Available Amount <sup>b</sup><br>(\$ million) | Technical Lead <sup>c</sup> |
|--|---|--|--|---|---|-----------------------------|
|  | (1) Countries   | (2) Sectors                            |  |   |   |                             |
| 19. Switzerland – Agreement Establishing the Swiss Cooperation Fund for Consulting Services                      | (1) AZB, PRC, IND, INO, KGZ, TAJ, TUR, UZB, and VIE<br>(2) Private infrastructure; private sector investment; transfer of environmentally sound technologies; financial sector adjustment operations  |  | (1) 16 Jul 98<br>(1) 27 Mar 02                                   | 2.6                                       | 0.04  |                             |
| 20. United Kingdom – Memorandum of Understanding on Establishment of a Cooperation Fund for Technical Assistance | (1) IND<br>(2) Poverty-related assessment/surveys; social sector lending studies; studies on enabling environment for poverty reduction; poverty-focused monitoring, evaluation, and impact assessment work; poverty-focused conferences/workshops  |  | (1) 7 Jun 01<br>(2) Amended 21 Mar 05                            | 85.0                                      | Closed  | INRM                        |
| <b>B. Multidonor Cooperation Funds</b>   |   |  |  |   |   |                             |
| 1. Governance Cooperation Fund   | (1) ADB DMCs<br>(2) The GCF supports government-led governance reform activities that can be shown to clearly and concretely improve transparency; accountability; predictability; and /or the participation. List of candidate activities by sub-areas: (i) public financial management (both at the national and local levels), (ii) public administration (both at the national and local levels), (iii) local governance (sub-areas in addition to those under (i) and (ii)), (iv) judicial and legal reforms, (v) corporate governance, (vi) participation of civil society in policy making, (vii) anticorruption, (viii) others - all other activities that can be shown to fall within the scope of the Medium Term Agenda and Action Plan on Governance. | Canada<br>Norway<br>Denmark<br>Ireland | (1) 27 Nov 01<br>(1) 28 Nov 02<br>(1) 11 Dec 03<br>(1) 13 Nov 07 | 1.6<br>3.2<br>1.4<br>1.0                  | 0.3   | RSCG/<br>RSDD               |
| 2. Cooperation Fund in Support of Formulation and Implementation of Poverty Reduction Strategies                 | (1) ADB DMCs<br>(2) Projects in support of the formulation and implementation of national poverty reduction strategies in DMCs, including strengthening participatory and consultative processes, capacity building activities, advisory services, research support.  | Netherlands                            | (1) 19 Nov 01  | 6.0                                       | Fully committed                               | RSGS/<br>RSDD               |
| 3. Cooperation Fund for the Water Sector   | (1) ADB DMCs<br>(2) Projects that support the promotion of effective water management policies and practices at regional, subregional, and country levels to catalyze the implementation of ADB's Water Policy in the Asia and Pacific region.  | Netherlands<br>Norway                  | (1) 10 Dec 01<br>(1) 29 Jul 03                                   | 21.7                                      | Fully committed                               | RSAN/<br>RSDD               |
| 4. Poverty Reduction Cooperation Fund  | (1) ADB DMCs classified as A, B1, or B2 excluding IND<br>(2) Technical assistance for capacity and institution building to support poverty reduction strategy formulation, including studies on the enabling environment for poverty reduction, participatory poverty assessments and other poverty-focused surveys.  | United Kingdom                         | (1) 4 Jul 02   | 67.0                                      | Fully committed                               | RSGS/<br>RSDD               |
| 5. Gender and Development Cooperation Fund   | (1) ADB DMCs<br>(2) Program of activities within the scope of ADB <i>Policy on Gender and Development</i> (1998) and <i>Gender Action Plan</i> (2001). Within this context the Fund will finance projects for the provision of policy advise, project preparation, training and capacity building, institutional support activities.  | Canada<br>Denmark<br>Norway Ireland    | (1) 15 May 03<br>(1) 15 Nov 06                                   | 11.6                                      | 3.7   | RSGS                        |

| Fund Name  | Focus   |             | Donors   | Date                       | Total  | Available                   | Technical Lead <sup>c</sup> |
|--|---|-------------|--|----------------------------|--|-----------------------------|-----------------------------|
|  | (1) Countries   | (2) Sectors |  | (1) Established            | Amount <sup>a</sup>                                  | Amount <sup>b</sup>         |                             |
|  | (1) Countries   | (2) Sectors |  | (2) Replenished            | (\$ million)   | (\$ million)                |                             |
| 6. Poverty and Environment Fund  | (1) ADB DMCs  |             | Norway   | (1) 21 Jul 03<br>15 Dec 06 | (2) 8.6  | Fully committed             | RSES/<br>RSDD               |
|  | (2) TA projects and activities in the fields of protection, conservation and sustainable use of natural resources and ecosystem services; reduction of air and water pollution with direct impact on health and productivity of the poor; reduction of vulnerability to natural hazards and disaster prevention.  |             | Sweden   | (1) 03-Oct-03              |  |                             |                             |
| 7. Cooperation Fund in Support of Managing for Development Results       | (1) ADB DMCs  |             | Canada   | (1) 23 Apr 04              | 3.0  | 0.2                         | SPD                         |
|  | (2) Promotion of results management techniques  |             | Netherlands<br>Norway  |                            |  |                             |                             |
| 8. Cooperation Fund for Regional Trade and Financial Security Initiative | (1) ADB DMCs that are also Asia-Pacific Economic Cooperation (APEC) members and are most at risk with regard to money laundering, terrorist financing, or port and airport security   |             | Australia<br>Japan<br>United States  | (1) 30 Jun 04              | 3.0  | 0.6                         | OGC                         |
|  | (2) Feasibility studies, capacity building and development of policies, legislation, systems, and procedures towards strengthening DMCs' capacity to address anti-money laundering, combating financing of terrorism, promoting customs modernization measures to facilitate (a) detection and monitoring of cross-border movements of cash and monetary instruments, as well as goods and conveyances that may pose a security risk; (b) security-enhancing seaport and airport upgrades; (c) supply chain security; and (d) adherence to International Maritime Organization, World Customs Organization, and other international safety and security transportation standards. Activities that will complement APEC's Secure Trade in the APEC Region (STAR) Initiative. |             |  |                            |  |                             |                             |
| 9. Cooperation Fund for Fighting HIV/AIDS in Asia and the Pacific        | (1) ADB DMCs with priority to poorer DMCs; countries especially affected by or vulnerable to the HIV/AIDS epidemic, poor vulnerable and high risk groups which are identified as being predominantly injecting drug users, commercial sex workers, and men-who-have-sex with men.   |             | Sweden   | (1) 17 Feb 05              | 12.8   | Fully committed             | RSAN/<br>RSDD               |
|  | (2) Activities to be financed should fall within 3 categories: category 1: pilot demonstration of innovative approaches to fighting HIV/AIDS, category 2: knowledge base, policy and capacity building; category 3: program coordination, technical support, monitoring and evaluation.   |             |  |                            |  |                             |                             |
| 10. Financial Sector Development Partnership Fund                        | (1) ADB DMCs; priority will be given to LAO/VIE/MON/GMS   |             | Luxembourg   | (1) 3 Aug 06               | 3.1  | 0.3                         |                             |
|  | (2) Finance   |             |  |                            |  |                             |                             |
| 11. Asia Pacific Carbon Fund   | Trust fund established to acquire future flows of certified emission reduction credits on behalf of participants, in return for upfront cofinancing payments. The APCF will be open for participation to governments of ADB member countries that have ratified the Kyoto Protocol. The APCF will purchase CER credits from projects that are debt- or equity-financed, or guaranteed by ADB, as well as from projects that receive technical assistance from ADB and have obtained committed financing from other sources.   |             | Spain<br>Belgium<br>Finland<br>Climate Change Foundation<br>Luxembourg<br>Sweden<br>Portugal | (14 Dec 06)                | 30.0<br>26.8<br>25.0<br>25.0<br>15.0<br>15.0<br>15.0 | 151.8 m have been mobilized |                             |

| Fund Name   | Focus<br>(1) Countries<br>(2) Sectors   | Donors  | Date<br>(1) Established<br>(2) Replenished  | Total   | Available                           | Technical<br>Lead <sup>c</sup> |
|---|---|---|---|---|-------------------------------------|--------------------------------|
|   |   |   |   | Amount <sup>a</sup><br>(\$ million)             | Amount <sup>b</sup><br>(\$ million) |                                |
| 12. Water Financing Partnership Facility  | ADB's water financing program in its DMCs. The program aims to provide safe drinking water and improved sanitation, better irrigation and drainage services and reduced flood risk. The program will also help introduce integrated water resources management in 25 river basins across the Asia and Pacific region.   | Netherlands   | (Dec 06)  | 19.8  | 16.0                                | RSID                           |
| Multidonor Trust Fund   |   | Australia<br>Norway<br>Austria<br>Spain                       | (13 Sep 07)<br>(21 Nov 07)<br>(21 Apr 08)<br>(20 Oct 08)  | 8.7<br>5.3<br>5.0<br>5.0                        | 10.0                                | RSID                           |
| 13. Clean Energy Financing Partnership Facility (CEFPF)   | The facility is an umbrella operational arrangement to enhance administrative coordination and efficiency, and is not a legal entity or structure. The CEFPF will be a key mechanism to coordinate existing and new resources that are granted to ADB to promote clean energy through (i) pooled grants; (ii) bilateral grants; (iii) project specific loans, grants or guarantees; (iv) knowledge provision and exchange; and (v) other forms of assistance.                                       | Japan   | (24 Apr 07)   | 23.1  | 22.0                                | RSID                           |
| Multidonor Trust Fund   |   | Australia<br>Norway<br>Sweden<br>Spain                        | (24 Aug 07)<br>(21 Nov 07)<br>Oct 08<br>Oct 08)   | 6.5<br>(16 5.3<br>(20 Oct 5.0                   | 8.0<br>4.7                          | RSID                           |
| 14. Regional Cooperation and Integration Financing Partnership Facility   | The facility will aim to facilitate the implementation of the RCI Strategy in (i) improving cross-border physical connectivity; (ii) increasing trade and investment flows in developing member countries from regional and nonregional economies; (iii) presenting macroeconomic and financial stability in the region; and (iv) improving regional environmental, health, and social conditions.  | Japan<br>ADB  | (26 Feb 07)   | 11.5  | 9.5                                 | OREI                           |
| 15. Emergency Trust Funds   |   |   |   |   |                                     |                                |
| Asian Tsunami Fund  | The fund will pool and deliver grants for emergency TA and investment projects to support reconstruction and rehabilitation in IND, INO, MLD, SRI, and THA.   | ADB<br>Luxembourg   | (17 Feb 05)<br>(8 Jun 05)   | 600.0<br>1.0                                    | Fully<br>committed                  | RSDD                           |
| 16. Pakistan Earthquake Fund  | The fund will pool and deliver emergency grant financing to Pakistan for investment projects and technical assistance to support immediate reconstruction, urgent rehabilitation, and associated development activities.  | Australia<br>ADB<br>Finland<br>Australia<br>Belgium<br>Norway | (10 Jun 05)<br><br>(1 Dec 05)<br>(21 Dec 05 & 16 Oct 06)<br>(24 May 06)<br>(02 Feb 07)<br>(16 Nov 06) | 3.9<br><br>80.0<br>13.0<br>16.7<br>14.3<br>20.0 | Fully<br>committed                  | CWRD                           |
| 17. Regional Cooperation and Integration Financing Partnership Facility<br>Multidonor Trust Fund -<br>Regional Cooperation and Integration Fund | The Facility will aim to facilitate the implementation of the RCI Strategy in (i) improving cross-border physical connectivity; (ii) increasing trade and investment flows in developing member countries from regional and non regional economies; (iii) preserving macroeconomic and financial stability in the region; and (iv) improving regional environmental, health, and social conditions.   | ADB   | (26 Feb 07)<br><br>(13 Mar 07)  | 40.0  | 24.0                                |                                |
| 18. Climate Change Fund   | The Fund will aim to facilitate greater investments in DMCs to address the causes and consequences of climate change alongside ADB's own assistance in various related sectors. The fund will be a key mechanism to pool resources within ADB to address climate change through (i) technical assistance, (ii) investment components for both private and public sector projects, and (iii) any other form of cooperation that partners and ADB may agree upon for a defined program of activities. | ADB   | (07 Apr 08)   | 40.0  | 35.0                                | RSID                           |

ADB = Asian Development Bank; ASEAN = Association of Southeast Asian Nations; AFG = Afghanistan; AZB = Azerbaijan; BAN = Bangladesh; BHU = Bhutan; CAM = Cambodia; COO = Cook Islands; DMC = developing member country; FIJ = Fiji Islands; GCF = Governance Cooperation Fund; GMS = Greater Mekong Subregion; GNP = gross national product; HRD = human resources development; ICT = information and communication technology; IND = India; INO = Indonesia; INRM = India Resident Mission; KAZ = Kazakhstan; KGZ = Kyrgyz Republic; LAO = Lao People's Democratic Republic; MAL = Malaysia; MON = Mongolia; NAU = Nauru; NEP = Nepal; OGC = Office of the General Counsel; OREI = Office of Regional Economic Integration; PAK = Pakistan; PHI = Philippines; PNG = Papua New Guinea; PRC = People's Republic of China; REACH = Renewable Energy, Energy Efficiency, and Climate Change; RSAN = Agriculture, Natural Resources, and Social Sectors Division; RSDD = Regional and Sustainable Development Department; RSES = Environment and Social Safeguard Division; RSCG = Capacity Development and Governance Division; RSGS = Gender, Social Development and Civil Society Division; SARD = South Asia Department; SME = small and medium-sized enterprise; SOL = Solomon Islands; SPD = Strategy and Policy Department; TAJ = Tajikistan; THA = Thailand; TON = Tonga; TUR = Turkmenistan; UZB = Uzbekistan; VAN = Vanuatu; VIE = Viet Nam.

<sup>a</sup> Adjusted to reflect changes in exchange rates.

<sup>b</sup> Based on ADB estimates.

<sup>c</sup> The technical lead is responsible for internal promotion and donor liaison on technical or substantive aspects.

Source: ADB cofinancing database.

## LIST OF PARTICIPATING AGENCIES IN OUTREACH AND FINANCING PARTNERSHIP ACTIVITIES

### **Annual Consultation Meeting on Clean Energy Financing Partnership Facility and Water Financing Partnership Facility**

12 March 2008

ADB Headquarters, Manila, Philippines

Australian Agency for International Development  
 Canadian International Development Agency  
 Department for International Development, United Kingdom  
 Federal Department of Economic Affairs, Switzerland  
 Federal Ministry of Finance, Austria  
 Ministry of Economy and Finance, Spain  
 Ministry of Finance, Luxembourg  
 Ministry of Finance and Public Administration, Portugal  
 Ministry of Foreign Affairs, Finland  
 Ministry of Foreign Affairs, Norway  
 Swedish Embassy, Manila

### **MDB Roundtable on Trust Funds and Cofinancing**

17–18 April 2008

ADB Headquarters, Manila, Philippines

African Development Bank  
 European Bank for Reconstruction and Development  
 Inter-American Development Bank  
 International Bank for Reconstruction and Development  
 International Finance Corporation

### **Financing Partnership Forum**

4 May 2008

ADB 41st Annual Meeting, Madrid, Spain

#### **Bilaterals**

Austria - Federal Ministry of Finance  
 Germany - Federal Ministry for Economic Cooperation and Development  
 Germany - KfW Bankengruppe  
 Ireland - Department of Finance  
 Japan Bank for International Cooperation  
 Luxembourg - Ministry of Finance  
 New Zealand Agency for International Development  
 Nordic Investment Bank  
 Spain - Ministerio de Economía y Hacienda  
 Swedish International Development Cooperation Agency  
 Switzerland - Government of Switzerland  
 United Kingdom - Department for International Development

Multilaterals

African Development Bank  
European Investment Bank  
Islamic Development Bank  
OPEC Fund for International Development  
World Bank

**Public–Private Roundtable with Senior Management of ADB**

(A WEF Initiative)

18 June 2008

ADB Headquarters, Manila, Philippines

Centennial Group

Credit Suisse

DEG - German Investment and Development Company

DePfa Bank

Erste Bank

Islamic Development Bank

Japan Bank for International Cooperation

Marsh Singapore Pte Limited

Small Industries Development Bank of India

Structured International Credit Corp.

Swiss Agency for Development and Cooperation

UBS AG

World Economic Forum

**Changing Business Landscape: Asian Exim Banks Forum**

16–17 October 2008

ADB Headquarters, Manila, Philippines

Bank Ekspor Indonesia

Banque pour le Commerce Exterieur Lao (BCEL Lao)

Export Finance and Insurance Corporation

Export Import Bank of China

Export Import Bank of India

Export Import Bank of Malaysia

Export Import Bank of the Philippines

Export Import Bank of Thailand

Lao Development Bank

National Bank of Cambodia

Viet Nam Development Bank

**EIB–ADB Workshop on Public Private Partnerships and Renewable Energy**

24 November 2008

ADB Headquarters, Manila, Philippines

European Investment Bank