

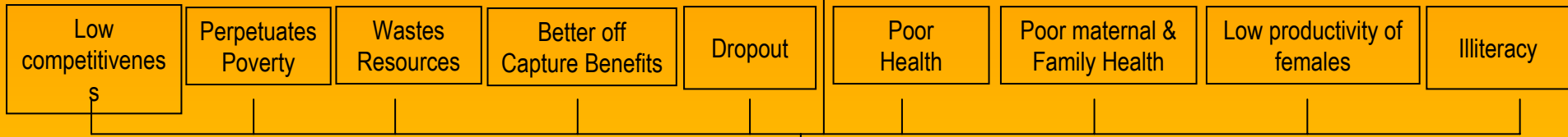
Presentation on Education
(India, Pakistan, Bangladesh and
Sri Lanka)

Presentation to the Singapore Mission to
ADB

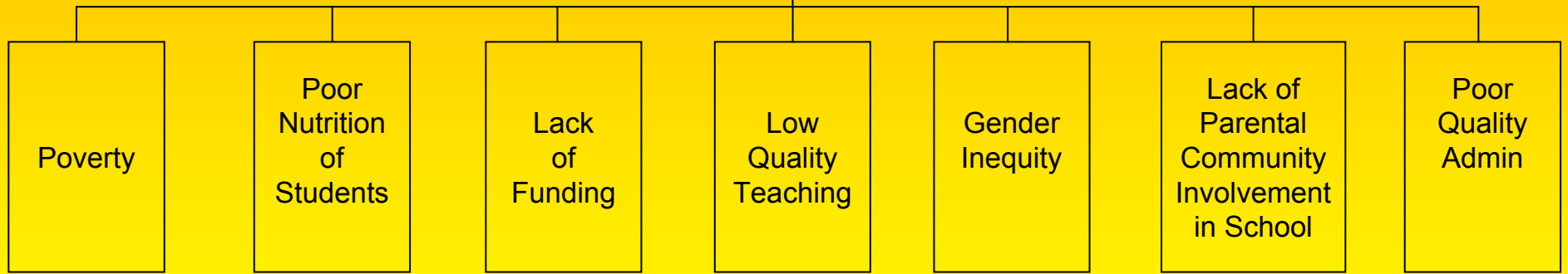
10 March 2004

Edward Haugh, Director
South Asia Social Sector Division

Low Productivity



Low Level of Human Capital



Iron deficiency
Iodine deficiency
Vitamin A

Poor quality facilities
Discourages attendance
Curtails learning
Discourages girls attendance

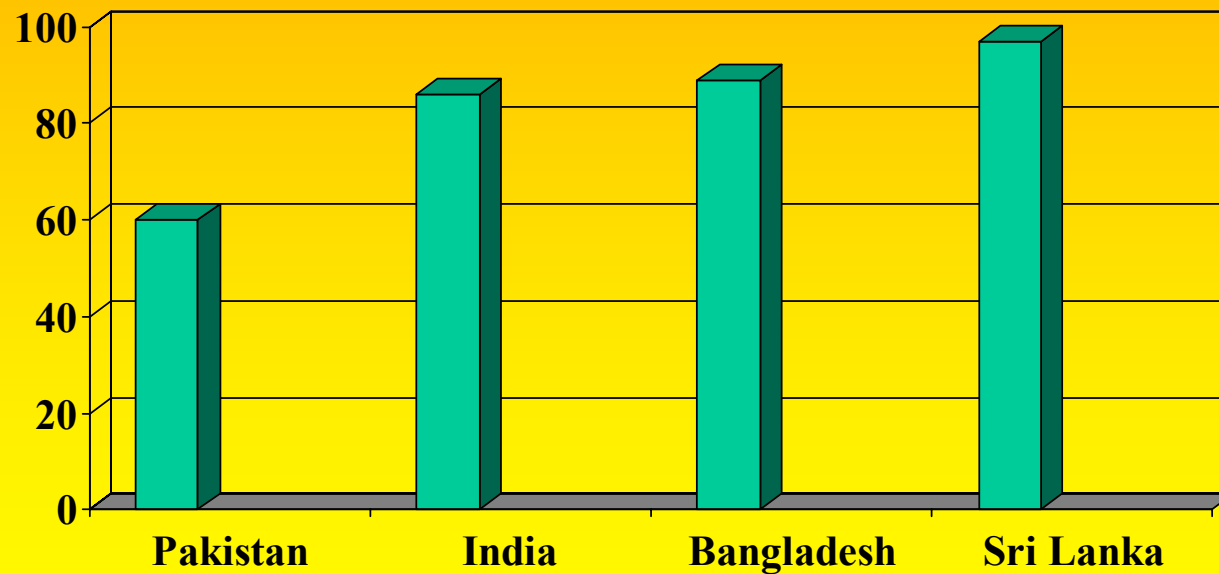
Low student achievement
Poor attendance
Drop out

Lack of access
Distant school
No toilet facilities
culture mores

Poor leadership
No quality assurance
Poor allocation of funds

Equity / Access

Primary Net Enrolment Ratio %



Quality

Directly related to efficiency is the issue of **quality**.

Example of a Quality Constraint: Pupil-teacher ratios

- Pupil-teacher ratios are considered a crude indicator of educational quality
- Lower pupil-teacher ratios allow for smaller classes, which enable teachers to focus on individual students thereby improving their scholastic performance

Sector Constraint: High Pupil/Teacher Ratio

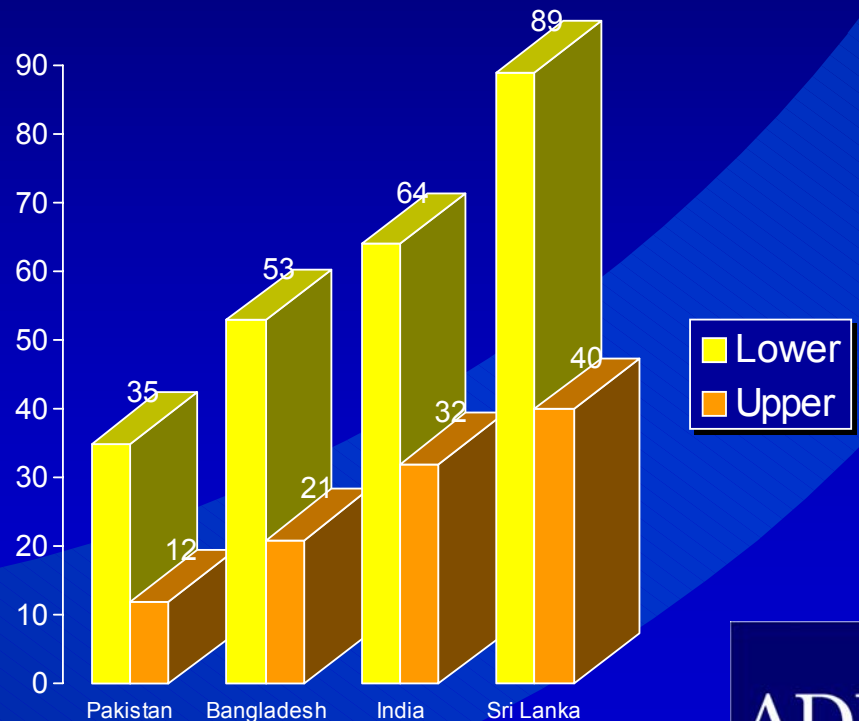
Bangladesh	43:1
India	40:1
Pakistan	44:1
Republic of Korea, East Asia	21:1

Secondary Education

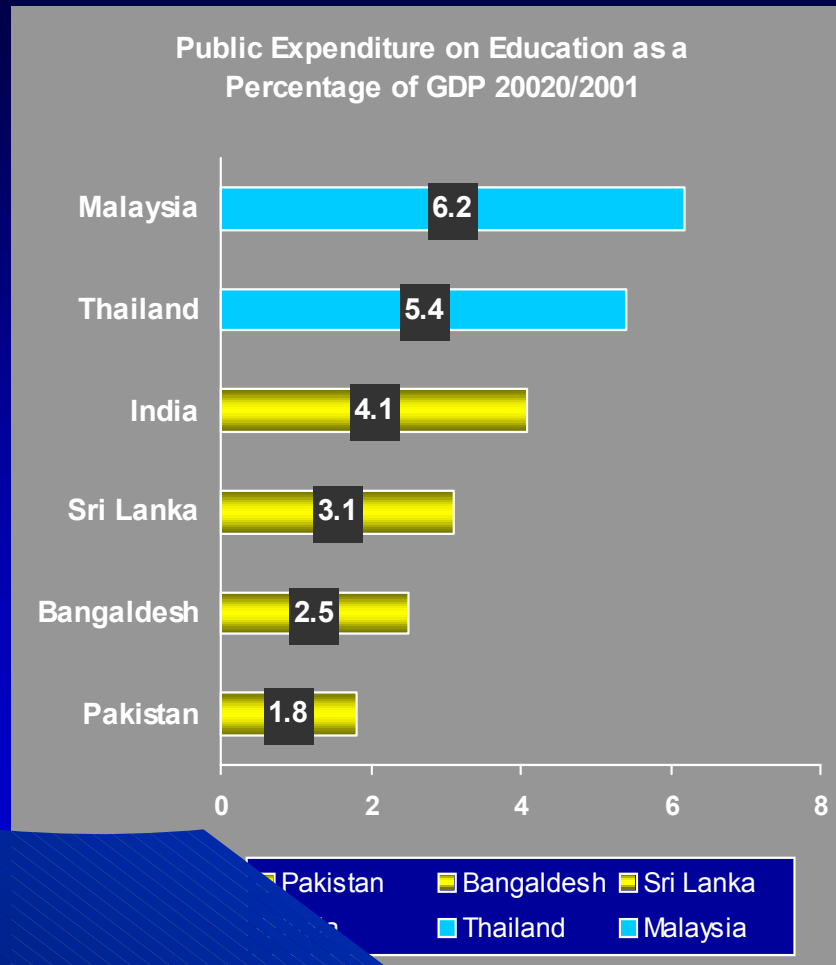
- The Dakar Framework for Action reaffirms that Education for All must extend further than primary education

Presently, participation in secondary education is low

Gross enrolment ratios in lower and upper secondary education
2001/2002



Insufficient Government Financing



ADB's Education Sector Strategy

- Reducing Poverty
- Enhancing Status of Women
- Facilitating Economic Growth

This will be achieved by:

- Increasing equity, access and retention of the poor, women and other marginalized groups;
- Improving education quality
- Strengthening management, governance and efficiency
- Greater stakeholder participation

This will be achieved by:

- Mobilizing resources for sustainable education delivery, in particular by facilitating a role for the private sector;
- Strengthening collaboration with various partners
- Emphasizing more experimentation, and innovation

Sectors of Involvement

- Literacy and Non-formal Education
- Early Childhood Education
- Basic Education
- Secondary Education
- Higher Education
- Skills Development and
- Technical Education

Social Sectors - Education

Loans

Year	Country	Project Name	Amount (in Million \$)
2004	BAN	Teaching Quality Improvement for Secondary Education	70.0
	PAK	Restructuring of Technical Education and Vocational Training System	50.0
	SRI	Secondary Education Modernization II	40.0
2006	BAN	Secondary Education II	70.0

Social Sectors - Education

Technical Assistance

Year	Country	Project Name	Amount (in US\$ '000)
2004	BAN	Secondary Education II	600
2005	SRI	Distance Education Public-Private Partnership	600
2006	BAN	Early Childhood Education	800
		Post Literacy and Continuing Education II	600
		Capacity Building for Secondary Education Quality Improvement	500
	SRI	Secondary School Teachers' Training	800

Social Sectors - Education

Ongoing Loans

Country \$)	Project Name	Amount (in Million
BAN	Loan 1881: Post-Literacy and Continuing Education	65.2
SRI	Loan 1756: Secondary Education Modernization	50.0
	Loan 1999: Distance Education Modernization	45.0

Social Sectors - Education

Ongoing Technical Assistance

Country	Project Name	Amount (in US\$ '000)
BAN	TA 3901: Teaching Quality Improvement in Secondary Education	600.0
	TA 4065: Strengthening Primary Education Development Program	250.0
SRI	TA 4090: Human Resource Investment	600.0
	TA 3973: School Computerization	500.0