

JAMSHEDPUR WATER SUPPLY

Population: 488,000 ¹

Production/Distribution

Average Daily Production	370,110 m ³
Groundwater	Nil
Surface Water	100%
Treatment Type ²	Conventional
Storage	45,650 m ³
Service Area ³	49 sq km
Distribution length	513 km

Service Connections

House (9.4 persons/HC)	36,195
Public Tap (140 persons/PT)	552
Commercial	1,572
Industrial	35
Institutional	178
Bulk (total of 3,965 housing units)	101
Other	167
Total	38,800

Service Indicators

Service Coverage ⁴	74.4%
Water Availability ⁵	6 hours/day
Per Capita Consumption	203 l/c/d
Average Tariff	Rs4.51/m ³

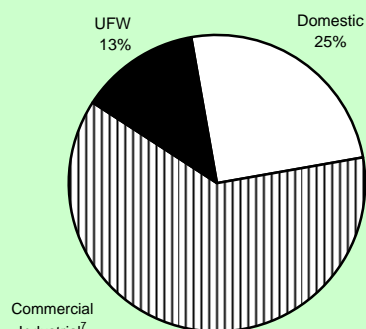
Efficiency Indicators

Unaccounted Water ⁶	12.8%
Unit Production Cost	Rs2.43/m ³
Operating Ratio	0.62
Accounts Receivable	0.3 month
Staff/1,000 Connections	5.6

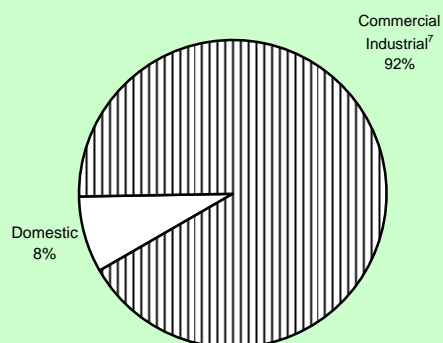
Notes:

- ¹ The population is for the present area served by the utility.
- ² About 96% of 840 samples taken passed the residual chlorine test.
- ³ The total area of responsibility is 64 sq m.
- ⁴ This is the percentage of population served by house connections, public taps and apartment units with bulk connections. About 5% of the population draw water from utility tankers during emergencies. The urban poor comprise 20% of the population.
- ⁵ There were about 15,516 consumer complaints registered in 2005-06.
- ⁶ While production is metered only 335 service connections (less than 1%) are metered. There were about 1,189 pipe breaks and 1,604 leaks repaired during the year.
- ⁷ Commercial and industrial include institutional use and billing.
- ⁸ Other cost includes transport, chemicals and payment for raw water.

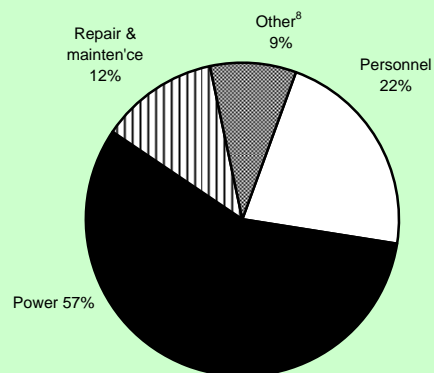
Data as of 2005-2006.



Annual Water Use
135,090,000 m³



Annual Water Billings
Rs 531,669,000



Annual O&M Costs
Rs 328,300,000