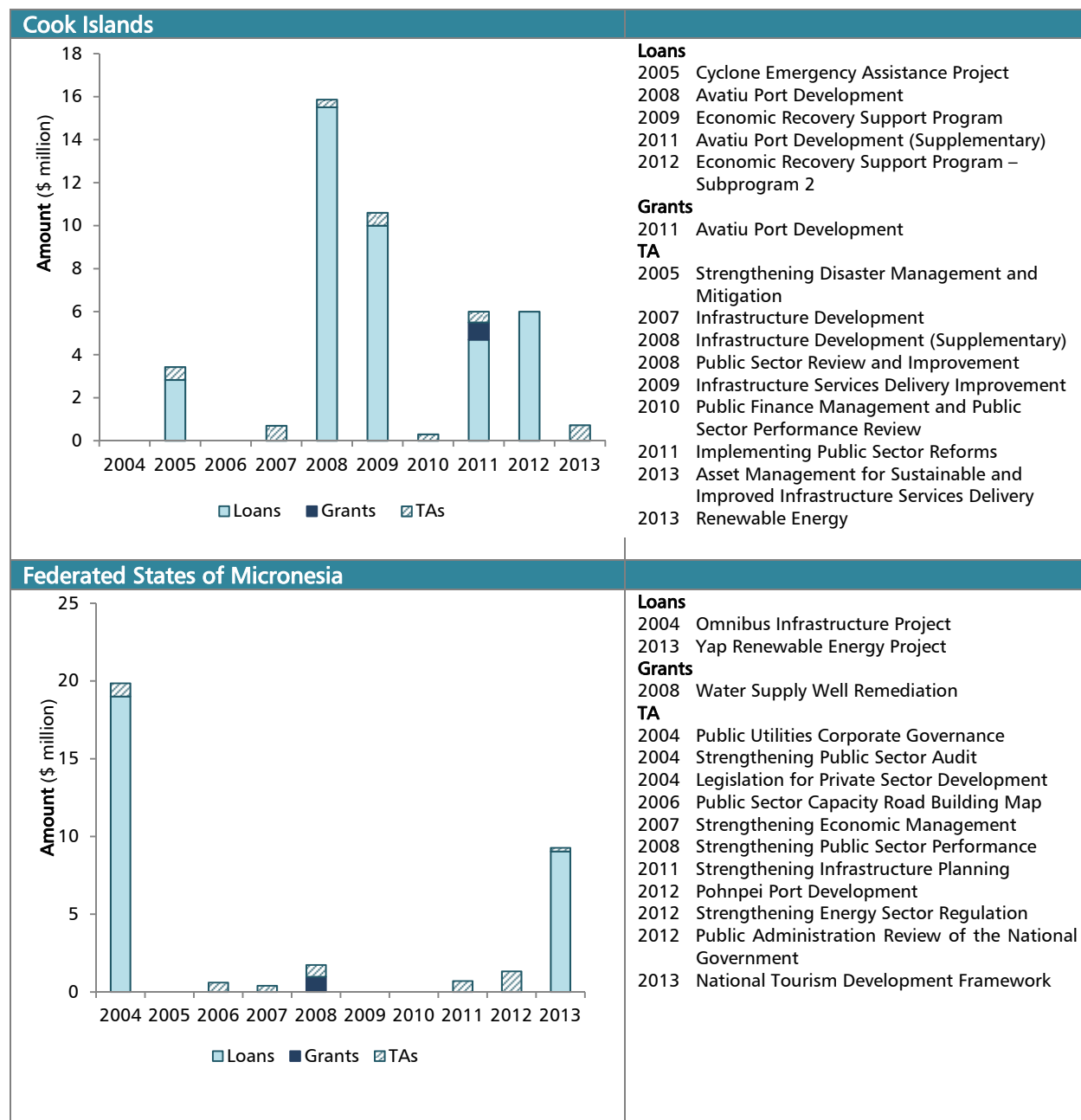


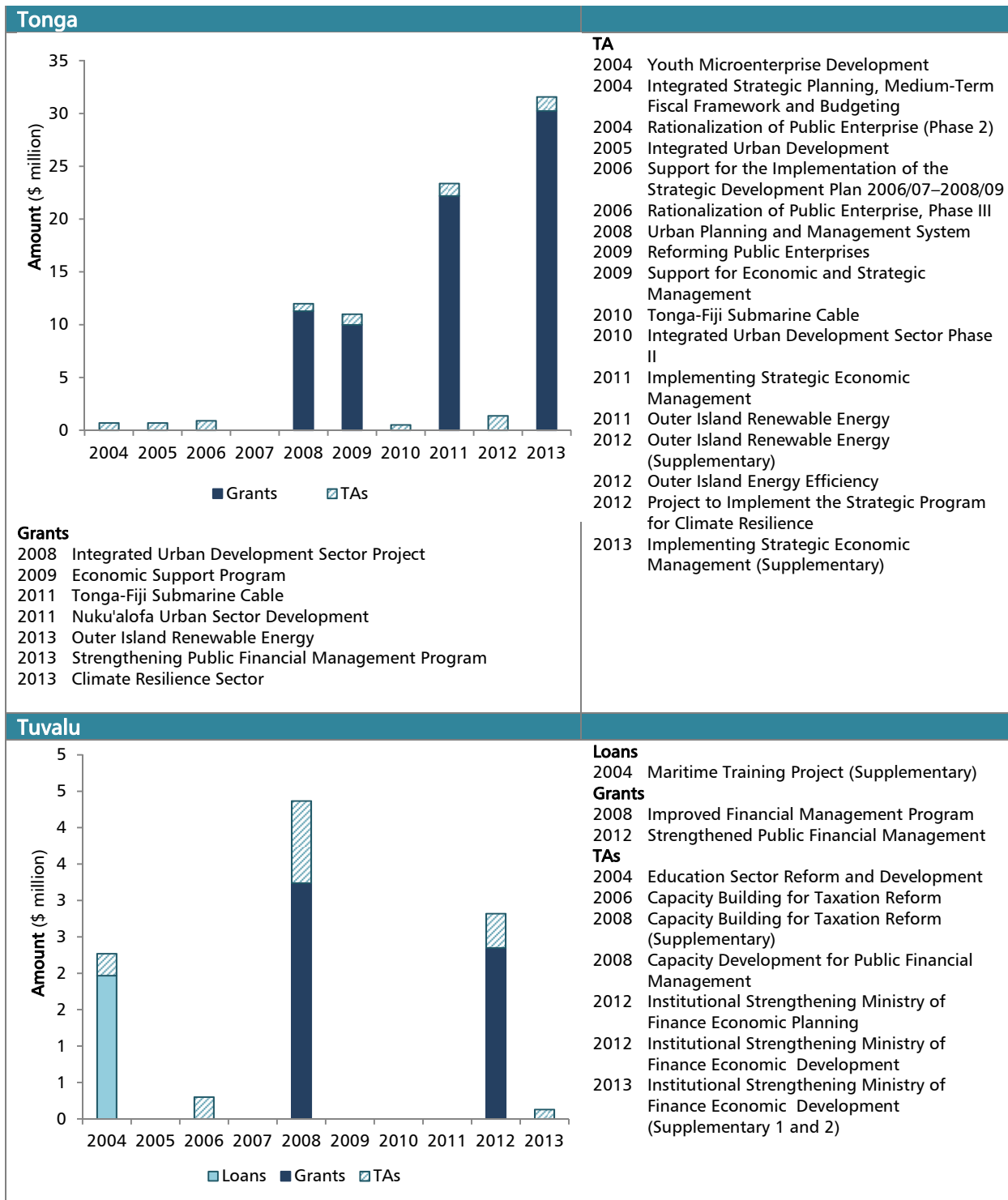
APPROVED LOANS, GRANTS, AND TECHNICAL ASSISTANCE PROJECTS IN THE PACIFIC (2004–2013)

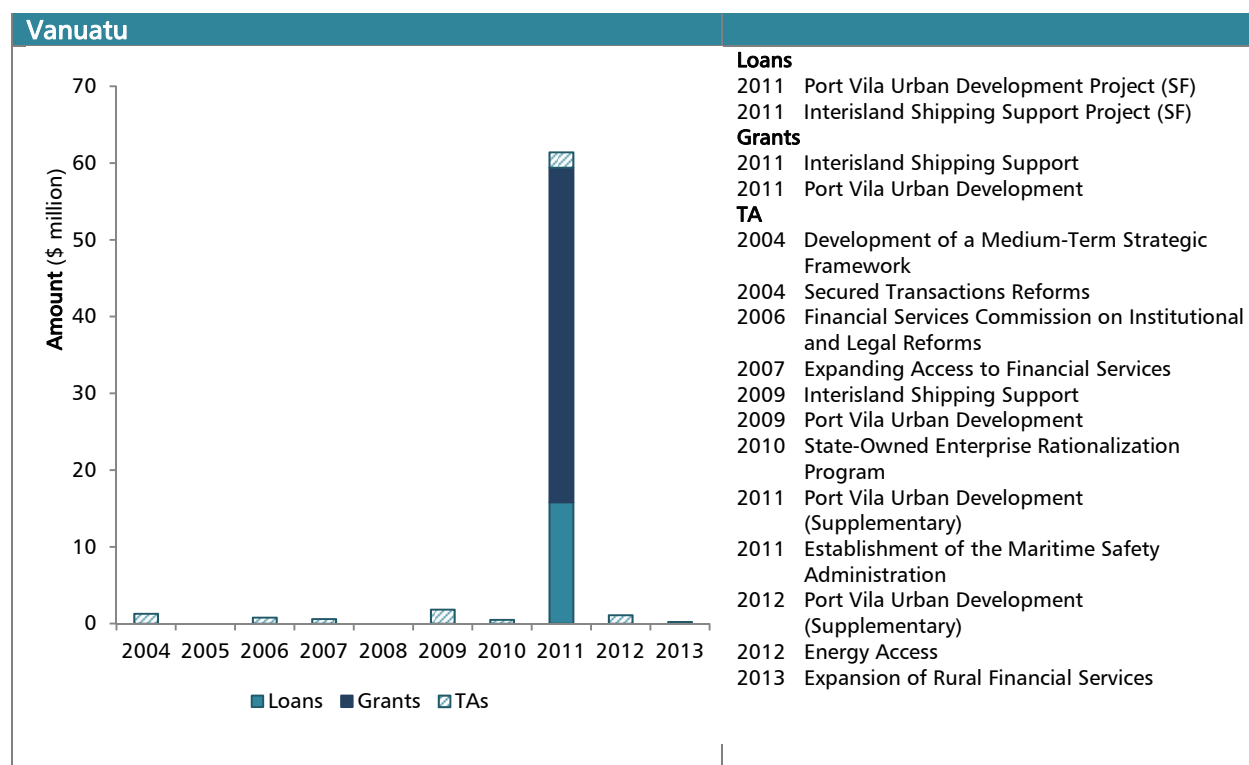
A. By Country



Kiribati	
<p>Loans 2010 Road Rehabilitation 2011 South Tarawa Sanitation Improvement Program</p>	<p>Grants 2011 South Tarawa Sanitation Improvement Sector TAs 2004 Outer Island Growth Centers 2006 Integrated Land and Population Development Program on Kiritimati Island 2008 Economic Management and Public Sector Reform 2009 Tarawa Sanitation Improvement 2010 Tarawa Sanitation Improvement (Supplementary) 2011 Economic Management and Public Sector Reform (Supplementary) 2011 Tarawa Sanitation Improvement (Supplementary) 2011 Strengthened Public Financial Management 2012 Tarawa Sanitation Improvement (Supplementary) 2012 Strengthened Public Financial Management (Supplementary) 2013 Strengthening Safeguards Capacity in the Urban Sector in Kiribati 2013 Enhancing Economic Competitiveness through State-Owned Enterprise Reform</p>
Nauru	
<p>Grants 2012 Public Financial Management Reform Program</p> <p>TAs 2005 Capacity Building for Financial and Economic Management (Supplementary) 2005 Reform of the Nauru Phosphate Corporation 2008 Nauru Trust Fund 2011 Regulatory and Governance Reform for Improving Water and Electricity Supply in Nauru 2013 Electricity Supply Security and Sustainability</p>	
Palau	
<p>Loans 2010 Water Sector Improvement Program 2013 Koror-Airai Sanitation</p> <p>Grants 2013 Super Typhoon Haiyan Response</p> <p>TAs 2007 Facility for Economic and Infrastructure Management 2007 Babeldaob Water Supply 2008 Development of a Sustainable Health Financing Scheme 2009 Sanitation Sector Development 2009 Implementing a Medium-Term Budget Framework</p>	

Republic of the Marshall Islands	
<p>Loans</p> <p>2010 Public Sector Program – Subprogram 1 2012 Public Sector Program – Subprogram 2 (SF)</p>	<p>Grants</p> <p>2010 Improved Energy Supply for Poor Households 2013 Drought Disaster Response 2013 Second Drought Disaster Response</p> <p>TA</p> <p>2004 Improving the Environment for Private Sector Development 2004 Increasing Ownership and Effective Demand for Improved Education 2005 Increasing Ownership of and Effective Demand for Improved Urban Waste Management 2006 Pilot Collaborative Public Services Delivery 2006 Building Capacity for Independent CPS and CPA Results Management a Pacific Pilot 2009 Responding to Economic Crisis 2010 Supporting the Public Sector Program 2011 Supporting the Public Sector Program (Supplementary) 2012 Strengthening Economic Policy and Planning: Supporting the Implementation of the National Development Plan, 2012–2015 2012 Ebeye Water Supply and Sanitation</p>
Samoa	
<p>Loans</p> <p>2005 Education Sector Project II 2007 Power Sector Expansion Project 2008 Sanitation and Drainage Project (Supplementary) 2010 Economic Recovery Support Program (Subprogram 1) 2011 Economic Recovery Support Program (Subprogram 2) (SF)</p>	<p>Grants</p> <p>2005 Education Sector II 2007 Power Sector Expansion 2007 SchoolNet and Community Access Project 2007 Power Sector Expansion 2008 Sanitation and Drainage 2009 Earthquake and Tsunami Disaster Response 2012 Community Sanitation 2012 Tropical Cyclone Emergency Response 2013 Public Sector Financial Management Program 2013 Renewable Energy Development and Power Sector Rehabilitation</p> <p>TA</p> <p>2004 Privatization Support 2004 Preparing the Education Policy and Strategic Plan 2006–2014 2004 Strengthening State-Owned Enterprise Corporate Governance 2005 Promoting Economic Use of Customary Land 2005 National Teacher Development Framework 2006 Preparing the Power Sector Expansion Program 2007 Supporting the Samoa SchoolNet and Community Access Pilot Project (Supplementary) 2007 Implementing the Samoa National Energy Policy 2007 Support for the Formulation and Implementation of the Strategy for the Dev of Samoa 2008 Afulilo Environmental Enhancement 2009 Water Supply, Sanitation and Drainage 2009 Promoting Economic Use of Customary Land, Phase II 2012 Private Sector Development 2012 Renewable Energy 2013 Promoting Economic Use of Customary Land, Phase III</p>





SF = Special Fund, TA = technical assistance.

Source: Asian Development Bank loans, TA, grant and equity approvals database.

B. By Sector and Year

Table 1: Pacific Department Loans, Grants, and Technical Assistance and/or Regional Technical Assistance Projects, by Sector and Grouping (2004–2013)

Sector	Number				Amount (\$ million)			
	PIC-4	PIC-10	REG	PARD Total	PIC-4	PIC-10	REG	PARD Total
ANR	6	2	4	12	29.20	1.23	16.92	47.35
EDU	3	11	9	23	13.00	34.44	8.25	55.68
ENE	16	23	6	45	136.03	94.81	13.45	244.29
FIN	4	8	1	13	19.73	3.66	0.87	24.26
HSP	13	4	7	24	89.82	0.90	13.45	104.17
IAT	4	2	1	7	27.80	0.48	2.50	30.78
MUL	13	19	17	49	46.99	99.72	73.88	220.59
PSM	26	53	42	121	21.13	65.23	44.68	131.04
TAI	76	12	11	99	1,141.86	68.90	7.22	1,217.98
WMS	10	31	2	43	44.81	142.31	1.10	188.22
Total	171	165	100	436	1,570.36	511.67	182.32	2,264.35

ANR = agriculture and natural resources, EDU = education, ENE = energy, FIN = finance, HSP = health and social protection, IAT = industry and trade, MUL = multisector, PARD = Pacific Department, PIC = Pacific island country, PSM = public sector management, REG = regional, TAI = transport and information and communications technology, WMS = water management and other municipal infrastructure services.

Notes:

- Supplementary loans, grants, and technical assistance and/or regional technical assistance projects are counted. Regional loans, grants, and technical assistance projects administered by PARD are included but regional loans, grants, and technical assistance projects administered by non-regional departments are excluded.
- PIC-4 is composed of Fiji, Papua New Guinea, Solomon Islands, and Timor-Leste.
- PIC-10 is composed of the Cook Islands, Federated States of Micronesia, Kiribati, Nauru, Palau, Republic of the Marshall Islands, Samoa, Tonga, Tuvalu, and Vanuatu.

Source: Asian Development Bank loans, technical assistance, grant and equity approvals database.

Table 2: Number and Amount of PIC-10 Loans, Grants, and Technical Assistance Projects, by Year and Modality (2004–2013)

Year	Number				Amount (\$ million)			
	Loans	Grants	TA/RETA	Total	Loans	Grants	TA/RETA	Total
2004	3		15	18	20.97		5.56	26.53
2005	2	2	7	11	10.89	17.20	2.73	30.82
2006			9	9			4.39	4.39
2007	1	3	8	12	26.61	29.29	5.86	61.76
2008	3	4	10	17	18.29	17.74	5.55	41.58
2009	1	2	11	14	10.00	11.00	7.33	28.33
2010	5	1	6	12	53.50	1.76	2.12	57.38
2011	5	8	11	24	38.90	80.55	7.30	126.75
2012	2	4	16	22	11.00	8.85	7.94	27.79
2013	4	11	11	26	37.84	63.96	4.55	106.35
Total	26	35	104	165	228.00	230.35	53.32	511.67

PIC = Pacific island country, RETA = regional technical assistance, TA = technical assistance.

Note: PIC-10 is composed of the Cook Islands, Federated States of Micronesia, Kiribati, Nauru, Palau, Republic of the Marshall Islands, Samoa, Tonga, Tuvalu, and Vanuatu.

Source: Asian Development Bank loans, technical assistance, grant and equity approvals database.

Table 3: PIC-10 Loans, Grants, and Technical Assistance Projects, by Sector and Modality (2004–2013)

Sector	Number				Amount (\$ million)			
	Loans	Grants	TA	Total	Loans	Grants	TA	Total
ANR			2	2			1.23	1.23
EDU	2	3	6	11	10.03	23.10	1.31	34.44
ENE	3	8	12	23	35.65	50.86	8.30	94.81
FIN			8	8			3.66	3.66
HSP		3	1	4		0.50	0.40	0.90
IAT			2	2			0.48	0.48
MUL	7	4	8	19	64.65	30.75	4.32	99.72
PSM	2	5	46	53	14.50	28.09	22.64	65.23
TAI	5	3	4	12	43.03	23.10	2.77	68.90
WMS	7	9	15	31	60.14	73.95	8.22	142.31
Total	26	35	104	165	228.00	230.35	53.32	511.67

ANR = agriculture and natural resources, EDU = education, ENE = energy, FIN = finance, HSP = health and social protection, IAT = industry and trade, MUL = mutisector, PIC = Pacific island country, PSM = public sector management, TA = technical assistance, TAI = transport and information and communications technology, WMS = water management and other municipal infrastructure services.

Notes:

1. Supplementary loans are counted.
2. PIC-10 is composed of the Cook Islands, Federated States of Micronesia, Kiribati, Nauru, Palau, Republic of the Marshall Islands, Samoa, Tonga, Tuvalu, and Vanuatu.

Source: Asian Development Bank loans, technical assistance, grant and equity approvals database.