

Audited Project Financial Statements

Project Number: 33209
Loan Number: 3124
Period covered: 17 July 2016 – 16 July 2017

NEP: Community-Managed Irrigated Agriculture Sector Project – Additional Financing

Prepared by Department of Irrigation

For the Asian Development Bank
Date 11 April 2017 Received by ADB: 11 April 2017

The audited project financial statements are documents owned by the borrower. The views expressed herein do not necessarily represent those of ADB's Board of Directors, Management, or staff. These documents are made publicly available in accordance with ADB's Public Communications Policy 2011 and as agreed between ADB and the Ministry of Finance.

**Government of Nepal
Ministry of Irrigation
Department of Irrigation**



**COMMUNITY MANAGED IRRIGATED AGRICULTURE SECTOR PROJECT-ADDITIONAL FINANCING
(CMIASP-AF)**

**AUDITED PROJECT FINANCIAL STATEMENT
F/Y 2072/73 (2015/16)**




ADB : Loan No.3124 NEP(SF)
OFID : Loan No.1627P


Government of Nepal
Ministry of Irrigation
Community-Managed Irrigated Agriculture Sector Project - Additional Financing
ADB Loan No. 3124NEP (COL) and OFID Loan No.1627P
Project Financial Statement
FY 2015/16 (NFY 2072/73)


Amount in NRs


	Note	Previous year	Current year	Cumulative up to Current Year
Sources				
GON Fund	2	105,083,806.26	166,342,190.67	271,425,996.93
GON Reimbursable Fund	2	227,988,060.78	150,847,165.86	378,835,226.64
ADB Loan	3	66,908,421.28	455,921,531.54	522,829,952.82
OFID Loan	3.A	-	-	-
Imprest A/C Replenishable	4	13,448,632.00	(13,448,632.00)	-
Sub total		413,428,920.32	759,662,256.07	1,173,091,176.39
Imprest A/C Initial Advance	4	121,176,000.00	-	121,176,000.00
Exchange Gain/Loss	4	331,486.91	6,568,513.09	6,900,000.00
Sub total		121,507,486.91	6,568,513.09	128,076,000.00
Total		534,936,407.23	766,230,769.16	1,301,167,176.39
Application				
Project Management Cost	1	22,765,123.56	17,072,261.26	39,837,384.82
Vehicle & Equipments	1	54,585,680.11	24,629,159.74	79,214,839.85
Consulting Services	1	5,978,566.00	73,489,933.00	79,468,499.00
Civil Works	1	308,565,171.15	600,836,810.53	909,401,981.68
Building Construction	1		1,951,532.00	1,951,532.00
Training	1	21,242,754.50	35,580,182.20	56,822,936.70
Studies and survey	1	291,625.00	6,102,377.34	6,394,002.34
Sub total		413,428,920.32	759,662,256.07	1,173,091,176.39
Imprest Account balance	4	108,058,854.91	20,017,145.09	128,076,000.00
Imprest A/C Replenishable	4	13,448,632.00	(13,448,632.00)	-
Sub total		121,507,486.91	6,568,513.09	128,076,000.00
Total		534,936,407.23	766,230,769.16	1,301,167,176.39



(Ramila Shrestha)
Account Officer
CMIASP


(Ravi Raj Paudyal)
Account Officer
Ministry of Irrigation


(Noore Mohammad Khan)
Project Director
CMIASP


(Ramanand Prasad Yadav)
Secretary
Ministry of Irrigation


(Rajendra Prasad Nepal)
Financial Comptroller General
Financial Comptroller General Office


(Iswar Nepal)
Deputy Auditor General
Office of The Auditor General

Community Managed Irrigated Agriculture Sector Project - Additional Financing
 ADB Loan No. 3124 NEP (COL)
 Statement of Expenditure (SOE)
 FY 2015/16 (FY207/273)

WIA No.	Value Date	Category Breakdown															Total		
		01	02(DOI)	02(DOA)	03	04	05(DOI)	05(DOA)	06(DOI)	06(DOA)	NRs	USD	SDR						
Up to FY 2014/15		59,413,003.61			2,573,806.00	291,525.00	947,210.50				3,682,776.17		66,908,421.28	131,591.31	94,767.50				
6	26.7.2015		139,700.00				9,827,900.00				3,481,032.00		13,448,632.00	445,756.44	315,810.07				
7	22.9.2015		47,268,012.88										26,955,353.40	252,817.05	180,369.74				
8	10.9.2015	26,955,353.40											54,828,065.83	535,796.60	382,258.61				
9	"	54,828,065.83											36,402,528.46	348,282.90	252,077.52				
10	10.11.2015	36,402,528.46											16,473,174.71	154,358.83	110,890.76				
11	16.12.2015		626,548.68				10,525,964.00				5,320,662.03		105,562,101.29	994,274.29	718,951.73				
12	22.12.2015	42,801,359.09	8,532,262.86		34,210,200.00	6,045,196.84	3,400,476.00				10,572,586.50		55,180,181.93	519,342.89	368,995.62				
13	21.4.2016	52,691,181.93	2,489,000.00										15,128,256.60	140,584.11	100,000.79				
14	22.12.2017						12,794,137.00						84,675,224.44	785,776.02	554,824.69				
15	27.6.2016	82,437,659.03									2,237,565.41		455,921,531.54	4,308,580.44	3,076,947.03				
Sub Total FY 2015/16		296,116,147.74	58,289,295.74	766,248.68	34,210,200.00	6,045,196.84	3,400,476.00	33,148,001.00	11,135,813.63	11,135,813.63	16,492,928.08	11,135,813.63	522,829,952.82	4,972,283.36	3,554,812.25				
Total up to FY 2015/16		355,529,151.35	58,289,295.74	766,248.68	36,784,006.00	6,336,824.84	4,347,686.50	33,148,001.00	11,135,813.63	11,135,813.63	16,492,928.08	11,135,813.63	522,829,952.82	4,972,283.36	3,554,812.25				

(Ramila Shrestha)
 Account Officer
 CMIASP

(Ravi Raj Paudyal)
 Account Officer
 Ministry of Irrigation

(Noor Mohammad Khan)
 Project Director
 CMIASP

(Rajendra Prasad Nepal)
 Financial Comptroller General
 Office

(Iswar Nepal)
 Deputy Auditor General
 Office of The Auditor General

Community Managed Irrigated Agriculture Sector Project-AF
ADB Loan 3124 NEP & OFID Loan No.1627P
Fiscal Year 2015/16 (NFY 2072/73)
Project financial statements – Accounting Policies and Explanatory Notes

1. Project Description

ADB approved a \$30 million loan on 10 April 2014 and OFID signed \$30 million co-financing on 23 September 2014 for the Community-Managed Irrigated Agriculture Sector Project- Additional Financing (CMIASP- AF). The ADB loan became effective on 3 June 2014, and OFID loan became effective on 2 April 2016. ADB approved on 9 November 2014 the administration of the OFID loan, including extension of the project period till 31 January 2022, and signed co-financing agreement with OFID on 29 May 2015. CMIASP-AF will continue to focus on rehabilitating and extending the irrigation coverage of farmers-managed irrigation systems (FMIS) in the eastern and central development regions (EDR and CDR, respectively) through rehabilitation of 150 FMIS. It will also support the rehabilitation and management transfer of 5 selected agency-managed irrigation systems. (AMIS) to the WUAs in the western (WDR) and mid-western development regions (MWDR). The expected project impact will be increased national food security.

Total project costs is USD72.7 million consisting of ADB loan USD30.0 million, OFID loan USD30.0 million, GON fund USD11.3 million and Beneficiaries contribution is USD1.4 million.

2. Outputs:

The expected outcome is participating farmers increase agricultural production (yields by 30% and cropping intensity in the irrigated areas by 30% in terai and 45% in hill subprojects). The Project has four expected outputs: (i) farmers in subproject areas have improved irrigation infrastructure; (ii) WUAs independently manage irrigation systems in a socially inclusive and equitable manner; (iii) farmers adopt improved agricultural practices; and (iv) national institutions are strengthened for effective service delivery

3. Implementation Arrangement


Department of Irrigation (DOI) is the Executing agency and its Central Project Management Office (CPMO) is the implementing agency. CPMO established by the Department of Irrigation is responsible for managing all aspects of project implementation. The Department of Agriculture, through its Directorate of Agriculture Extension, is the implementing agency of the agricultural development component and agricultural aspects of the integrated crop and water management component.

4. Statement of Compliance

Project Financial Statements have been prepared in accordance within the Government Auditing Standards Part 3, Audit Guideline – Project Financial Statements, issued by the office of the Auditor General, Nepal in October 2005.

5. Significant Accounting Policies

Basic of Accounting: The project has maintained accounts according to the Government of Nepal Accounting policies on a cash basis of accounting and double entry accounting systems.



6. Fund Flow Mechanism

After the annual budget is approved by the parliament, MOF issues authorization letter to the Ministry of Irrigation (MOI) and MOI issues authorization letter to Department of Irrigation (DOI). Then, DOI issues authorization letter to CPMO and Regional Directorate/ Irrigation Division and Sub Division Office. Based on the authorization letter and approved Program, the concerned District Treasury Controller Office (DTCO) releases the budget to CPMO and district offices under Treasury Single Account System. For agriculture component, Ministry of Agriculture issues the authorization letter to Department of Agriculture (DOA) and DOA issues the authorization to the Directorate of Agriculture Extension and District Agriculture Development Offices. CPMO compiles the financial reports including statement of expenditure and verify and submits withdrawal application to ADB for reimbursement for irrigation and agriculture components. Office of the Auditor General conducts final audit of all the project offices and OAG issues audit report for each FY. An imprest account (USD) has been opened for this project at Nepal Rastra Bank, Kathmandu for ADB loan.

7. Advances

Advances are treated as expenditure.

8. Foreign Currency Transactions

An Imprest Account for ADB Loan has been established at Nepal Rastra Bank, Banking Office, Thapathali, Kathmandu, which is operated by Project Director and Account Officer of CPMO.

9. Intended Purpose

The loan has been used only for the intended purpose of the project.


10. Duration of the FY

The Nepalese FY starts from 16 July 2015 to 16 July 2016 (FY 2015/2016) and financial transaction relates during this period for the current FY.

11. Date of Authorization

These financial statements have been authorized for issue by the CPMO, Jawalakhel, Lalitpur on the date of 14 March 2017.


Ramila Shrestha
Account Officer
CMIASP



Noore Mohammad Khan
Project Director
CMIASP


Community-Managed Irrigated Agriculture Sector Project
Fiscal Year 2015/16(2072/73)

Note - 1

The Project has maintained the accounts on cash basis as per the GON Accounting system. In the GON accounting system all the disbursements including advances are treated as expenditure. The Project Financial Statements have been compiled from GON Accounting records.

Category	Previous Year	Current Year	Cumulative up to Current Year
1. Project Management Cost			
Project Management Cost (DOI)	13,156,288.28	9,494,874.86	22,651,163.14
Project Management Cost (DOA)	9,608,835.28	7,577,386.40	17,186,221.68
Sub- Total	22,765,123.56	17,072,261.26	39,837,384.82
2. Programme Expenses(Training)			-
Training (DOI)	947,210.50	9,517,448.20	10,464,658.70
Training (DOA)	20,295,544.00	26,062,734.00	46,358,278.00
Sub- Total	21,242,754.50	35,580,182.20	56,822,936.70
3. Vehicles and equipments	-	-	-
Vehicles (DOI)	43,532,699.61	1,992,000.05	45,524,699.66
Vehicles (DOA)		5,143,419.00	5,143,419.00
Sub- total	43,532,699.61	7,135,419.05	50,668,118.66
Furniture (DOI)	306,964.50	339,815.69	646,780.19
Furniture (DOA)	157,861.00	-	157,861.00
Machinery/Equipment (DOI)	9,880,155.00	17,153,925.00	27,034,080.00
Machinery/Equipment (DOA)	708,000.00	-	708,000.00
Sub- total	11,052,980.50	17,493,740.69	28,546,721.19
Total (vehicles and equipments)	54,585,680.11	24,629,159.74	79,214,839.85
4. Civil Works			-
Building Construction(DOI)			-
Building Construction(DOA)	-	1,951,532.00	1,951,532.00
Sub- total		1,951,532.00	1,951,532.00
Other Construction (Civil -DOI)	308,565,171.15	600,836,810.53	909,401,981.68
Sub- Total	308,565,171.15	600,836,810.53	909,401,981.68
5. Consulting Services			-
Consulting Services (DOI)	5,978,566.00	73,489,933.00	79,468,499.00
Consulting Services (Direct Payment)			
Sub- Total	5,978,566.00	73,489,933.00	79,468,499.00
6. Studies and survey			-
Studies and survey (DOI)	291,625.00	6,102,377.34	6,394,002.34
Sub total	291,625.00	6,102,377.34	6,394,002.34
Grand total	413,428,920.32	759,662,256.07	1,173,091,176.39


Ramita Shrestha
Account Officer
CMIASP



Noore Mohammad Khan
Project Director
CMIASP

Community Managed Irrigated Agriculture Sector Project
Fiscal Year 2015/16(2072/73)

Note- 2

GON Fund and GON Reimbursable Fund

	Previous Year	Current Year	Cumulative up to Current Year
GON Fund (i)	105,083,806.26	166,342,190.67	271,425,996.93
GON Reimbursable Fund (ii)			-
ADB Loan	308,345,114.06	593,320,065.40	901,665,179.46
OFID Loan	-	-	-
Sub- total (ii)	308,345,114.06	593,320,065.40	901,665,179.46
Total fund i+ii (A)	413,428,920.32	759,662,256.07	1,173,091,176.39
Less: Unspent balance			
GON Fund	-	-	-
Reimbursable fund (ADB Loan)	-	-	-
Reimbursable fund (OFID Loan)	-	-	-
Sub- total -unspent balance (i)			
Less: Reimbursement received			
ADB Imprest A/C transfer	13,448,632.00	(13,448,632.00)	-
ADB Disbursement	66908421.28	455,921,531.54	455,921,531.54
ADB loan (i)	80,357,053.28	442,472,899.54	522,829,952.82
OFID Loan (ii)	-	-	-
Sub total Reimbursement Received (ii)	80,357,053.28	442,472,899.54	522,829,952.82
Sub total (i+ii) (B)	80,357,053.28	442,472,899.54	522,829,952.82
Total Fund (A-B)	333,071,867.04	317,189,356.53	650,261,223.57
GON Fund	105,083,806.26	166,342,190.67	271,425,996.93
Sub total GON Fund (A)	105,083,806.26	166,342,190.67	271,425,996.93
ADB Loan	227,988,060.78	150,847,165.86	378,835,226.64
OFID Loan	-	-	-
GON Reimbursable Fund (B)	227,988,060.78	150,847,165.86	378,835,226.64
Total Fund (A+B)	333,071,867.04	317,189,356.53	650,261,223.57


Ramila Shrestha
Account Officer
CMIASP


Noore Mohammad Khan
Project Director
CMIASP

Community-Managed Irrigated Agriculture Sector Project
Fiscal Year 2015/16(2072/73)
ADB Loan Disbursement (Loan No. 3124 NEP)

Note 3.A

Description	Previous Year		Current Year		Cumulative up to Current Year		
	NRs.	US\$	NRs.	US\$	NRs.	US\$	SDR
A. Reimbursement			351,242,305.25	3,292,909.63	2,349,843.40	3,292,909.63	2,349,843.40
Sub- Total			351,242,305.25	3,292,909.63	2,349,843.40	3,292,909.63	2,349,843.40
B. Replenishment	66,908,421.28	663,702.92	104,679,226.29	1,015,670.81	729,103.63	1,679,373.73	1,204,968.85
Sub- Total	66,908,421.28	663,702.92	104,679,226.29	1,015,670.81	729,103.63	1,679,373.73	1,204,968.85
C. Direct payment	-	-	-	-	-	-	-
Sub- Total	-	-	-	-	-	-	-
Total (A+B+C)	66,908,421.28	663,702.92	455,921,531.54	4,308,580.44	3,078,947.03	4,972,283.36	3,554,812.25
D. Imprest A/C Initial Deposit	121,176,000	120,000	816,426.5			1,200,000.00	816,426.50
E. Capitalization		3,206.69	2,313.21	29,128.02	20,808.66	32,334.71	23,121.87
Sub- Total	121,176,000.00	1,203,206.69	121,176,000.00	29,128.02	20,808.66	1,232,334.71	839,548.37
Grand total	188,084,421.28	1,866,909.61	188,084,422.05	4,337,708.46	3,099,755.69	6,204,618.07	4,394,360.62



Noore Mohammad Khan
Project Director
CMIASP



Ramila Shrestha
Account Officer
CMIASP

Community Managed Irrigated Agriculture Sector Project

Fiscal Year 2014/15 (FY2071/72)

OFID Loan Disbursement (Loan No.1627P)

Note 3.A

Description	Previous Year		Current Year		Cumulative up to Current Year	
	NRs.	US\$	NRs.	US\$	NRs.	US\$
A. Reimbursement			-	-	-	-
Sub- Total			-	-	-	-
B. Replenishment						
Sub- Total			-	-	-	-
C. Direct payment			-	-	-	-
Sub- Total			-	-	-	-
Total (A+B+C)			-	-	-	-
D. Imprest A/C Initial Deposit					-	-
E. Capitalization						
Sub- Total			-	-	-	-
Grand total			-	-	-	-



Ramila Shrestha
Account Officer
CMIASP



Noore Mohammad Khan
Project Director
CMIASP


Community Managed Irrigated Agriculture Sector Project


Fiscal Year 2015/16(2072/73)

Memorandum of Imprest Account (ADB Loan)

Note-4


Description	NRs.	US\$
A. Balance in Imprest Account as at 16 July 2016 - Ex.rate USD1= NRs106.73	128,076,000.00	1,200,000.00
B. Outstanding Replenishment of FY 2014/15	13,448,632.00	131,591.31
GON Fund Transfer	13,448,632.00	131,591.31
Payment made from Imprest Account	-	-
C. Disbursement During FY 2015/16	91,230,594.29	884,079.50
GON Fund Transfer	91,230,594.29	884,079.50
Payment made from Imprest Account	-	-
D. Replenishment During FY 2015/16	104,679,226.29	1,015,670.81
GON Fund Transfer	104,679,226.29	1,015,670.81
Payment made from Imprest Account	-	-
E. Liquidation During FY 2015/16	-	-
GON Fund Transfer	-	-
Payment made from Imprest Account	-	-
F. Outstanding Replenishment as at 15 July 2016 (B+C-D-E)	-	(0.00)
GON Fund Transfer	-	(0.00)
Payment made from Imprest Account	-	-
G. Exchange gain/loss (A+F-H)	6,900,000.00	-
H. Imprest Fund Initial Deposit (as at 21 December 2014) USD 1= NRs100.98	121,176,000.00	1,200,000.00



 Ramila Shrestha
 Account Officer
 CMIASP


 Noore Mohammad Khan
 Project Director
 CMIASP

Community Managed Irrigated Agriculture Sector Project - Additional Financing
 Imprest Account Ledger
 FY 2015/2016 (NFY 2072/2073)

S.N	Particulars	WA No.	Ref	Amount Received / Replenished			Payment from Imprest Account				Balance in USD			
				Date	NRS	Amount in USD	Description	Date	Currency (NRS)	Ex. rate		Reimbursement to Ka.7.15	Equivalent US\$	
1	Initial deposit	00001		7-Dec-14		1,200,000.00					100.98			1,200,000.00
2	Ka-7-15 Transfer			2-Apr-15				29,831,536.01			99.70	299,213.00	-	900,787.00
3	Ka-7-15 Transfer			2-Apr-15				3,521,016.50			99.70	35,316.11	-	865,470.89
4	Ka-7-15 Transfer			10-May-15				9,548,388.61			102.09	93,529.13	-	771,941.76
5	Replenishment Received	0002		2-Jun-15		29,831,536.01							-	1,071,154.76
6	Replenishment Received	0003		4-Jun-15		3,521,016.50							-	1,106,470.87
7	Replenishment Received	0004		4-Jun-15		9,548,388.61							-	1,200,000.00
8	Ka-7-15 Transfer			7-Jun-15				24,007,480.16			101.88	235,644.68	-	964,355.32
9	Ka-7-15 Transfer			19-Jun-15				13,448,632.00			102.20	131,591.31	-	832,764.01
10	Replenishment Received	0005		1-Jul-15		24,007,480.16							-	1,068,408.69
	Sub total FY 2014/15					66,908,421.28		663,702.92				795,294.23	-	
	Bid from previous year													1,068,408.69
11	Replenishment Received	0006		26-Jul-15		13,448,632.00								1,200,000.00
12	Ka-7-15 Transfer			2-Aug-15				54,828,065.83			102.33	535,796.60		664,203.40
13	Replenishment Received	0009		10-Sep-15		54,828,065.83								1,200,000.00
14	Ka-7-15 Transfer			4-Oct-15				36,402,528.46			104.52	348,282.90		851,717.10
15	Replenishment Received	0010		15-Nov-15		36,402,528.46					106.73			1,200,000.00
	Sub total FY 2015/16					104,679,226.29		1,015,670.81				884,079.50		1,200,000.00


 Ramila Shrestha
 Account Officer
 CMIASP


 Noore Mohammad Khan
 Project Director
 CMIASP

Community Managed Irrigated Agriculture Sector Project - Additional Financing

Reconciliation Statement

GON Reimbursable Fund

FY 2015/16 (NFY2072/73)

S.N	Description	As per FCGO record	As per Project Financial statement	Remarks
1	GON Reimbursable Fund			
	ADB Loan No.3124 -NEP	378,835,226.64	378,835,226.64	
	Total of Loan 3124 NEP	378,835,226.64	378,835,226.64	
	Source to be change from GON to ADB (ADB Loan No.2102 -NEP)	(8,344.01)	(8,344.01)	DOA-closed Project
	Source to be change from GON to ADB (ADB Loan No.2102 -NEP)	(18,696,285.60)	(18,696,285.60)	DOI-closed Project
	Total	(18,704,629.61)	(18,704,629.61)	
	Source to be change from OFID to GON (Loan No.-1060 P)	(66,627,119.87)	66,627,119.87	DOI-closed Project


 Ramila Shrestha
 Account Officer
 CMIASP


 Noore Mohammad Khan
 Project Director
 CMIASP

Community Managed Irrigated Agriculture Sector Project -AF
 ADB Loan No. 3124 NEP
 Financial Covenants
 FY 2015/16 (NFY 2072/73)

Loan	Schedule	Para.No.	Description	Complied	Partly complied	Not yet due	Ongoing
3124		1	The Borrower shall (i) maintain separate accounts and records of the Project; (ii) prepare annual financial statements for the Project; (iii) have such financial statements audited annually by independent auditors; (iv) as part of each such audit, have the auditors prepare a report (which includes the auditor's opinion on the financial statements, use of loan proceeds and compliance with the financial covenants of this Loan Agreement as well as on the use of the procedures for imprest fund(s) and statement of expenditures) and a management letter (which sets out the deficiencies in the internal control of the Project that were identified in the course of the audit, if any); and (v) furnish to ADB, no later than 9 months after end of each related fiscal year, copies of such audited financial statements, audit report and management letter.	Complied			




Nepal Rastra Bank
Banking Office, Thapathali
(Account Statement)

Client Code : 1202717
 Client Name : IRRIGATION DEPARTMENT
 Ac No : 1202717/001.042.840
 Ac Name : KHA 4 SPECIAL DEBT ACCOUNT
 Currency : USD

Date	Value Date	Ref./Chq.	Description	Dr/Cr	Amount		Exch. Rate	Balance
					FC	NPR		
2014/12/21	2014/12/21	71RMT/174/071ADB	71RMT/174/071ADBMLAON3124WA00001	CR	1,200,000.00	121,176,000.00	100.98	1,200,000.00
2015/04/02	2015/04/02		TRANSFER ACCOUNT TO ACCOUNT CENTRAL	DR	-299,213.00	-29,831,536.01	99.70	900,787.00
2015/04/02	2015/04/02		TRANSFER ACCOUNT TO ACCOUNT CENTRAL	DR	-35,316.11	-3,521,016.50	99.70	865,470.89
2015/05/10	2015/05/10		TRANSFER ACCOUNT TO ACCOUNT CENTRAL	DR	-93,529.13	-9,548,388.61	102.09	771,941.76
2015/06/02	2015/06/02	71RMT/265/071ADB	71RMT/265/071ADBMLAON3124WA00002	CR	299,213.00	30,391,064.41	101.57	1,071,154.76
2015/06/04	2015/06/04	71RMT/271/071ADB	71RMT/271/071ADBMLAON3124WA00003	CR	35,316.11	3,608,246.96	102.17	1,106,470.87
2015/06/04	2015/06/04	71RMT/270/071ADB	71RMT/270/071ADBMLAON3124WA00004	CR	93,529.13	9,555,871.21	102.17	1,200,000.00
2015/06/07	2015/06/07	ORMT	TRANSFER ACCOUNT TO ACCOUNT CENTRAL	DR	-235,644.68	-24,007,480.16	101.88	964,355.32
2015/06/16	2015/06/16	ORMT	TRANSFER ACCOUNT TO ACCOUNT CENTRAL	DR	-131,591.31	-13,448,632.00	102.20	832,764.01
2015/07/01	2015/07/01	71RMT/289/071ADB	71RMT/289/071ADBMLAON3124WA005	CR	235,644.68	23,946,212.38	101.62	1,068,408.69
2015/07/26	2015/07/26	71RMT/77/72ADBMLA	71RMT/77/72ADBMLAON3124WA00006	CR	131,591.31	13,419,681.79	101.98	1,200,000.00
2015/08/02	2015/08/02		TRANSFER ACCOUNT TO ACCOUNT CENTRAL	DR	-535,796.60	-54,828,065.83	102.33	664,203.40
2015/09/10	2015/09/10	71RMT/43/072ADBML	71RMT/43/072ADBMLAON3124/WA00009	CR	535,796.60	56,789,081.63	105.99	1,200,000.00
2015/10/04	2015/10/04	ORMT	TRANSFER ACCOUNT TO ACCOUNT CENTRAL	DR	-348,282.90	-36,402,528.46	104.52	851,717.10
2015/11/15	2015/11/15	71100/072ADBML	71100/072ADBMLAON 3124	CR	348,282.90	36,761,260.10	105.55	1,200,000.00

*This statement is for viewing purpose only and can not be claimed as authenticated statement.

Copyright(c) 2013, Nepal Rastra Ban



नेपाल राष्ट्र बैंक Nepal Rastra Bank



- Home
- Career @ NRB
- Tenders
- Contact Us
- Feedback
- FAQs

- About Us
- Laws & Legislation
- Policies, Guidelines
- Directives, Notification
- Supervision
- Public Debt
- Publication
- Statistics
- Media Releases
- Useful Links
- IRI Conference

Foreign Exchange Rates

Rate Request: 2016 July 15 Go archives...
Exchange Rate for 15 July, 2016

Exchange Rates Fixed by Nepal Rastra Bank			
Currency	Unit	Buying/Rs.	Selling/Rs.
Indian Rupee	100	160.00	160.15

Open Market Exchange Rates (For the purpose of Nepal Rastra Bank)			
Currency	Unit	Buying/Rs.	Selling/Rs.
U.S. Dollar	1	106.73	107.33
European Euro	1	118.60	119.27
UK Pound Sterling	1	141.28	142.08
Swiss Franc	1	108.87	109.48
Australian Dollar	1	81.58	82.03
Canadian Dollar	1	82.61	83.07
Singapore Dollar	1	79.36	79.81
Japanese Yen	10	10.11	10.16
Chinese Yuan	1	15.96	16.05
Saudi Arabian Riyal	1	28.46	28.62
Qatari Riyal	1	29.31	29.47
Thai Baht	1	3.04	3.06
UAE Dirham	1	29.06	29.22
Malaysian Ringgit	1	26.99	27.14
South Korean Won	100	9.42	9.47
Swedish Kroner	1	12.59	N/A
Danish Kroner	1	15.95	N/A
Hong Kong Dollar	1	13.76	N/A
Kuwait Dinar	1	353.12	N/A
Bahrain Dinar	1	283.11	N/A

Note: Under the present system the open market exchange rates quoted by different banks may differ.

FIU - Nepal

FINANCIAL LITERACY

Financial Literacy



FINANCE

Forex Graph

Buying Rate



नेपाल राष्ट्र बैंक समाचार

नेपाल राष्ट्र बैंकको अवस्था

Return to top

ForexGraph

More..

© Nepal Rastra Bank. All Rights Reserved.

Government of Nepal
 Department of Irrigation
 Community Managed Agriculture Sector Project-Additional Financing
 Fical Year 2072/73 yearly-Budget and Expenditure Details.

S.N	Name of Office	Annual Budget		total	release/Expenditure		
		GON	ADB		GON	ADB	total
1	CPMO,Lalitpur	8,723,000.00	8,671,000.00	17,394,000.00	6,720,394.43	8,190,450.70	14,910,845.13
	Eastern Regional						
1	ERID, Biratnagar	515,000.00		515,000.00	442,779.78		442,779.78
2	IDD, Jhapa	79,000.00		79,000.00	73,000.00		73,000.00
3	IDD, Ilam	79,000.00		79,000.00	79,000.00		79,000.00
4	IDD, Sunsari	46,000.00		46,000.00	46,000.00		46,000.00
5	IDD, Morang	66,000.00		66,000.00	63,256.70		63,256.70
6	IDD, Dhankuta	79,000.00		79,000.00	79,000.00		79,000.00
7	IDD, Tehrathum	78,000.00		78,000.00	78,000.00		78,000.00
8	IDD, Saptari	49,000.00		49,000.00	45,000.00		45,000.00
9	IDD, Siraha	78,000.00		78,000.00	78,000.00		78,000.00
10	IDD, Panchthar	79,000.00		79,000.00	78,725.00		78,725.00
11	IDD, Taplejung	62,000.00		62,000.00	54,619.50		54,619.50
12	IDD, Bhojpur	79,000.00		79,000.00	79,000.00		79,000.00
13	IDD, Sankhuwasabha	78,000.00		78,000.00	78,000.00		78,000.00
14	IDD, Khotang	79,000.00		79,000.00	79,000.00		79,000.00
15	IDD, Udayapur	64,000.00		64,000.00	60,888.95		60,888.95
16	IDD, Okhaldhunga	79,000.00		79,000.00	79,000.00		79,000.00
17	IDD, Solukhumbu	78,000.00		78,000.00	78,000.00		78,000.00

[Signature]

[Signature]

	Central regional Irrigation Directorate								
1	CRID, Lalitpur	515,000.00			515,000.00	471,336.00			471,336.00
2	IDD, Mahottari	79,000.00			79,000.00	79,000.00			79,000.00
3	IDD, Dhanusha	78,000.00			78,000.00	72,093.00			72,093.00
4	IDD, Sindhuli	79,000.00			79,000.00	76,200.00			76,200.00
5	IDD, Ramechhap	78,000.00			78,000.00	78,000.00			78,000.00
6	IDD, Sarlahi	79,000.00			79,000.00	79,000.00			79,000.00
7	IDD, Parsa	79,000.00			79,000.00	79,000.00			79,000.00
8	IDD, Bara	79,000.00			79,000.00	79,000.00			79,000.00
9	IDD, Chitawan	79,000.00			79,000.00	76,680.00			76,680.00
10	IDD, Kathmandu	127,000.00			127,000.00	119,171.00			119,171.00
11	IDD, Kavre	79,000.00			79,000.00	79,000.00			79,000.00
12	IDD, Sindhupalchok	79,000.00			79,000.00	78,775.00			78,775.00
13	IDD, Nuwakot	79,000.00			79,000.00	79,000.00			79,000.00
14	IDD, Rasuwa	79,000.00			79,000.00	69,600.00			69,600.00
15	IDD, Rautahat	79,000.00			79,000.00	79,000.00			79,000.00
16	IDD, Makawanpur	79,000.00			79,000.00	79,000.00			79,000.00
17	IDD, Dhading	79,000.00			79,000.00	79,000.00			79,000.00
18	IDD, Dolkha	79,000.00			79,000.00	79,000.00			79,000.00
1	WRID, Pokhara	90,000.00			90,000.00	76,938.00			76,938.00
2	MWRID, Surkhet	107,000.00			107,000.00	107,000.00			107,000.00
3	IDD, Syangja	94,000.00			94,000.00	92,650.00			92,650.00
4	IDD, Tanahu	94,000.00			94,000.00	89,448.00			89,448.00
5	IDD, Lamjung	94,000.00			94,000.00	93,850.00			93,850.00
6	IDD, Parbat	94,000.00			94,000.00	94,000.00			94,000.00
7	IDD, Rukum	77,000.00			77,000.00	74,630.00			74,630.00
8	SMTP, Lalitpur	72,000.00			72,000.00	69,837.00			69,837.00
	Total	13,016,000.00	8,671,000.00	21,687,000.00	10,821,872.36	8,190,450.70	19,012,323.06		

Government of Nepal
 Department of Irrigation
 Community Managed Agriculture Sector Project-Additional Financing
 Fiscal Year 2072/73 yearly Budget and Expenditure Details.

S.N	Name of Office	Annual Budget			release/Expenditure		
		GON	ADB	total	GON	ADB	total
1	CPMO, Lalitpur Eastern Regional Irrigation Directorate	12,383,000.00	84,978,000.00	97,361,000.00	11,594,609.05	81,381,064.69	92,975,673.74
1	ERID, Biratnagar	170,000.00	1,155,000.00	1,325,000.00	90,486.00	641,757.71	732,243.71
2	IDD, Jhapa	16,504,000.00	53,737,000.00	70,241,000.00	16,354,716.00	53,702,960.00	70,057,676.00
3	IDD, Ilam	6,389,000.00	20,951,000.00	27,340,000.00	6,177,293.00	20,334,163.00	26,511,456.00
4	IDD, Sunsari						
5	IDD, Morang	9,190,000.00	30,770,000.00	39,960,000.00	4,712,246.76	15,835,885.27	20,548,132.03
6	IDD, Dhankuta	7,897,000.00	25,913,000.00	33,810,000.00	6,274,040.00	20,429,231.00	26,703,271.00
7	IDD, Tehrathum	2,461,000.00	8,329,000.00	10,790,000.00	1,805,456.00	5,796,444.00	7,601,900.00
8	IDD, Saptari	11,000.00	222,000.00	233,000.00	11,000.00	139,000.00	150,000.00
9	IDD, Siraha	747,000.00	2,623,000.00	3,370,000.00	98,390.22	360,609.45	458,999.67
10	IDD, Panchthar	3,653,000.00	12,077,000.00	15,730,000.00	3,644,000.00	12,066,000.00	15,710,000.00
11	IDD, Taplejung	1,116,000.00	3,854,000.00	4,970,000.00	1,069,394.60	3,521,174.62	4,590,569.22
12	IDD, Bhojpur	3,712,000.00	12,398,000.00	16,110,000.00	3,282,331.00	10,219,564.00	13,501,895.00
13	IDD, Sankhuwasabha	3,819,000.00	12,671,000.00	16,490,000.00	3,303,288.30	10,753,261.12	14,056,549.42
14	IDD, Khotang	8,818,000.00	28,992,000.00	37,810,000.00	8,209,569.88	28,506,801.08	36,716,370.96
15	IDD, Udayapur	3,695,000.00	12,425,000.00	16,120,000.00	3,671,726.72	12,291,892.13	15,963,618.85
16	IDD, Okhaldhunga	1,467,000.00	5,023,000.00	6,490,000.00	1,005,614.00	3,453,833.00	4,459,447.00
17	IDD, Solukhumbu	2,007,000.00	6,783,000.00	8,790,000.00	1,975,008.62	5,814,946.90	7,789,955.52



Government of Nepal
Department of Agriculture
Directorate of Agricultural Extension
Community Managed Agriculture Sector Project-Additional Financing
Project Implementation Unit
Harihar Bhawan, Lalitpur

Fiscal Year 2072/73 Yearly Budget and Expenditure Details till Shrawan to Ashad

S.N.	Name of Office	Annual Budget			Annual Expenditure		
		NG	ADB	Total	NG	ADB	Total
१	Agr.Ext. Directorate	3355000 00	21491000 00	24846000 00	1032885 00	7910448 00	8943333 00
२	RAD Biratnagar	83000 00	805000 00	888000 00	75314 00	803913 00	879227 00
३	RAD, Hariharbhawan	83000 00	805000 00	888000 00	80829 00	780746 00	861575 00
४	DADO, Taplejung	50000 00	350000 00	400000 00	49925 00	350000 00	399925 00
५	DADO, Panchthar	50000 00	550000 00	600000 00	50000 00	550000 00	600000 00
६	DADO, Ilam	100000 00	1100000 00	1200000 00	100000 00	1100000 00	1200000 00
७	DADO, Jhapa	300000 00	3000000 00	3300000 00	299932 60	2999611 80	3299544 40
८	DADO, Sankhuwasabha	100000 00	1200000 00	1300000 00	66859 00	1062857 00	1129716 00
९	DADO, Tehrathum	50000 00	350000 00	400000 00	50000 00	350000 00	400000 00
१०	DADO, Bhojpur	50000 00	350000 00	400000 00	50000 00	283699 00	333699 00
११	DADO, Dhankuta	100000 00	1000000 00	1100000 00	100000 00	1000000 00	1100000 00
१२	DADO, Morang	250000 00	2100000 00	2350000 00	226314 00	2100000 00	2326314 00
१३	DADO, Solukhumbu	50000 00	450000 00	500000 00	50000 00	450000 00	500000 00
१४	DADO, Khotang	50000 00	650000 00	700000 00	50000 00	650000 00	700000 00
१५	DADO, Udayapur	50000 00	650000 00	700000 00	50000 00	650000 00	700000 00
१६	DADO, Okhaldhunga	50000 00	350000 00	400000 00	50000 00	350000 00	400000 00
१७	DADO, Siraha	100000 00	1050000 00	1150000 00	100000 00	1030600 00	1130600 00
१८	DADO, Dhanusha	200000 00	1650000 00	1850000 00	200000 00	1613789 00	1813789 00
१९	DADO, Mahottari	100000 00	700000 00	800000 00	100000 00	700000 00	800000 00
२०	DADO, Sarlahi	100000 00	800000 00	900000 00	100000 00	700980 00	800980 00
२१	DADO, Sindhuli	50000 00	800000 00	850000 00	50000 00	776074 00	826074 00
२२	DADO, Ramechhap	50000 00	350000 00	400000 00	50000 00	350000 00	400000 00
२३	DADO, Dolakha	150000 00	1650000 00	1800000 00	150000 00	1650000 00	1800000 00
२४	DADO, Sindhupalchowk	50000 00	650000 00	700000 00	48884 00	635461 00	684345 00
२५	DADO, Rasuwa	50000 00	350000 00	400000 00	50000 00	342244 00	392244 00
२६	DADO, Dhading	50000 00	550000 00	600000 00	50000 00	549000 00	599000 00
२७	DADO, Nuwakot	100000 00	1050000 00	1150000 00	100000 00	992326 00	1092326 00
२८	DADO, Kathmandu	50000 00	350000 00	400000 00	0 00	333500 00	333500 00
२९	DADO, Lalitpur	50000 00	350000 00	400000 00	45700 00	320578 00	366278 00
३०	DADO, Kavre	100000 00	750000 00	850000 00	100000 00	748050 00	848050 00
३१	DADO, Makawanpur	50000 00	500000 00	550000 00	50000 00	437900 00	487900 00
३२	DADO, Rautahat	100000 00	950000 00	1050000 00	100000 00	946895 00	1046895 00
३३	DADO, Bara	50000 00	850000 00	900000 00	50000 00	837937 00	887937 00
३४	DADO, Parsa	100000 00	1100000 00	1200000 00	68880 00	931067 00	999947 00
३५	DADO, Chitwan	200000 00	1700000 00	1900000 00	196065 00	1455808 00	1651873 00
	जम्मा	6471000 00	51351000 00	57822000 00	3991587 60	36743483 80	40735071 40

Prepared by
Sabita Rijal
Account Officer

Sabita

Approved by
Niru Dahal Pandey
Program Director

Niru Dahal Pandey