

# Environmental and Social Monitoring Report

---

Project Number: 47083-004  
(January - December 2021)  
August 2022

## INDIA: Accelerating Infrastructure Investment Facility in India – Tranche 3 Jindal Urban Waste Management (Visakhapatnam) Ltd.

Prepared by: India Infrastructure Finance Company Limited for the India Infrastructure Finance Company Limited and the Asian Development Bank.






This environmental and social monitoring report is a document of the borrower. The views expressed herein do not necessarily represent those of ADB's Board of Directors, Management, or staff, and may be preliminary in nature.

In preparing any country program or strategy, financing any project, or by making any designation of or reference to a particular territory or geographic area in this document, the Asian Development Bank does not intend to make any judgments as to the legal or other status of any territory or area.

## **Annual Environmental and Social Performance Report**

### **Sub Project: Jindal Urban Waste Management (Visakhapatnam) Ltd. (JUWML)**

*FI is required to submit the annual performance report to ADB. Please include additional sheets or attachments as required to provide details.*

Name of Organization	India Infrastructure Finance Company Limited, New Delhi, India	
Prepared by (Name & Position in organization)	Ms. Shruti Kansal, Manager-Environment Safeguards (ESMU)	
	Ms. Radhika Srivastava, Manager-Social Safeguards (ESMU)	
Reviewed and Finalized by	Dr. Ruchi Malik, Deputy General Manager-ESMU	
Recommended by	Dr. S. S. Garg, General Manager & Head-ESMU	
Approved By	Mr. S. Siva Kumar, Chief General Manager-ESMU	
Reporting period	From: January 2021	To: December 2021
Date	31.08.2022	

#### **A. Subprojects processed under ADB fund during the reporting period**

Name of Subproject	Sub sector	Tenor of Subloan (Months)	Subloan amount (US\$) (As on March 31 <sup>st</sup> , 2022)	Safeguard Category			Environ, IR or IP issues and actions taken	Status (approve, revise or reject)	Reasons for revise or reject
				Env	IR	IP			
Ashoka Ranastalam Anandapuram Road Limited	Roads & Highways		2,53,69,675.58	B	C	C	No significant E&S issues	Approved	
Jindal Urban Waste Management (Guntur) Limited	Waste to Energy		52,80,967.87	B	C	C	No significant E&S issues	Approved	
Mytrah Vayu (Krishna) Private Limited	Wind Power		2,98,91,749.16	B	C	C	No significant E&S issues	Approved	
Mytrah Vayu (Pennar) Private Limited	Wind Power		1,56,99,146.66	B	C	C	No significant E&S issues	Approved	
MEP Sanjose Arawali Kante Road Private Limited	Roads & Highways		27,79,681.72	B	C	C	No significant E&S issues	Approved	
MEP Sanjose Kante Waked Road Private Limited	Roads & Highways		46,44,531.49	B	C	C	No significant E&S issues	Approved	

Name of Subproject	Sub sector	Tenor of Subloan (Months)	Subloan amount (US\$) (As on March)	Safeguard Category			Environ, IR or IP issues and	Status (approve, revise or)	Reasons for revise or
Freedom Point Expressway Project Limited	Roads & Highways		2,09,15,234.84	B	C	C	No significant E&S issues	Approved	
DBL Mahagaon Yavatmal Highways Private Pvt Ltd.	Roads & Highways		96,68,376.13	B	C	C	No significant E&S issues	Approved	
Patel Darah Jhalawar Highways Private Limited	Roads & Highways		1,06,96,508.64	B	C	C	No significant E&S issues	Approved	
Dewas Bypass Tollways Private Limited	Roads & Highways		77,83,303.23	B	C	C	No significant E&S issues	Approved	
Sprng Alt Energy Private Limited	Wind Power		2,79,21,076.43	B	C	C	No significant E&S issues	Approved	
Jindal Urban Waste Management (Visakhapatnam) Ltd.	Waste to Energy		50,20,630.80	B	C	C	No significant E&S issues	Approved	
Parsuram Arawali Highways Private Limited	Roads & Highways		99,42,624.13	B	C	C	No significant E&S issues	Approved	
DBL Borgaon Watambare Highways Private Limited	Roads & Highways		2,05,57,066.54	B	C	C	No significant E&S issues	Approved	
DBL Mangalwedha Solapur Highways Private Limited	Roads & Highways		1,93,70,487.87	B	C	C	No significant E&S issues	Approved	
Ashoka Ankleshwar Manubar Expressway Private Limited	Roads & Highways		2,16,49,210.71	B	C	C	No significant E&S issues	Approved	
Shamlaji Expresswayprivate Limited	Roads & Highways		2,17,50,141.00	B	C	C	No significant E&S issues	Approved	

Env = environment, IR = involuntary resettlement, IP = indigenous peoples.

<sup>a</sup> Please use the sectors listed in the earlier table or any standard classification

## B. Category B or A Subprojects Using ADB Funds

More information about all subprojects at category B or A approved during this reporting period.  
[Need to discuss with FIs, as some info here already captured by forms in Appendix 3-4.]

Name of Sub borrower and subproject:	Jindal Urban Waste Management (Visakhapatnam) Ltd. (JUWMVL)
--------------------------------------	-------------------------------------------------------------

	15 MW Waste-to-Energy (WtE) Project with construction and operation of MSW processing facility for the obligated quantity of MSW during the concession period on design, build, finance, operate and transfer (DBFOT) basis and setup of landfill and disposal of the process remnants and residual inert matters at Visakhapatnam in the State of Andhra Pradesh, India.
Subproject location:	Visakhapatnam, Andhra Pradesh, India
Industry sector:	Waste to Energy
Value of exposure (US\$ million):	50,20,630.80 USD (As on 31 <sup>st</sup> March, 2022)
Safeguard category:	Environment: B Involuntary Resettlement (IR): C Indigenous Peoples (IP): C
Any E&S due diligence by your organization? If yes, is it desk review of safeguard documents, and/or field visit, and by whom and when?	E&S due diligence has been conducted by IIFCL based on review of safeguards documents/ information provided by the developer. Field visit for this project was conducted on 4 <sup>th</sup> -5 <sup>th</sup> February 2020 by Head-ESMU and Environmental & Social Safeguard Specialist of IIFCL.
Any environmental assessment report (including EMP), IR plan, or IP plan, or audit reports reviewed by your organization? If yes, please provide the names of documents reviewed.	The following documents and information were referred in order to prepare Environmental and Social Safeguards Due-Diligence Report: <ul style="list-style-type: none"> <li>• Project Information Memorandum (PIM)</li> <li>• Detailed Project Report</li> <li>• Project Statutory Approvals</li> <li>• Project HSE Documents</li> <li>• Concession Agreement</li> <li>• Power Purchase Agreement</li> <li>• Land Allotment/ Lease agreement</li> <li>• Labour License</li> <li>• EPC Work Orders/ Contract Documents</li> <li>• Sub-project layouts</li> <li>• LIE Report</li> <li>• Local Employment Generation details</li> </ul>
What were the main environmental, IR and IP issues associated with this subproject, and how were the issues dealt with?	The sub-project has no significant environmental issues based on the site visit and due diligence findings.  For assessment of IR & IP safeguards issues, IR & IP safeguards screening checklists has been referred and utilized for this sub-project and it is found that there are no issues on IR & IP safeguards implementation and no action is required for both IR & IP safeguards in this subproject.

For category A subprojects, how were safeguards documents (EIA, RP, IPP, or audit reports) publicly disclosed? Please provide web link and the date.	The sub-project doesn't fall under category A as per ADB's safeguards requirements.
Were any conditions or covenants related to E&S issues made along with the investment? If yes, please briefly describe.	In the Common Loan Agreement for each project funded by IIFCL, necessary covenants are always incorporated reflecting concessionaire's liability to comply with applicable laws of land as required for project implementation.
Does the subproject comply with applicable domestic and ADB safeguard requirements? Any incidents of non-compliance? Please describe how you ensure subproject E&S compliant.	<p>The sub-project complies with the applicable safeguards requirements of environmental regulations of India and ADB's Safeguards Policy Statement, 2009.</p> <p>No incident of any complaint/ regulatory notice and fines were reported during the reporting period as informed by developers.</p> <p>Sub Project's E&amp;S compliance is ensured by screening, review and analysis of data, information, statutory approvals, permits, periodic compliance monitoring reports, implementation check of safeguard measures at site, compliance to approvals/ permits etc.</p>
How you monitor the sub-borrower and its subproject's performance? Please describe supporting docs such as E&S monitoring reports.	<p>IIFCL monitors the project through Lender's Independent Engineer Report and E&amp;S information including monitoring reports from the project developer on periodic basis.</p> <p>The entire information on E&amp;S safeguards was covered in the E&amp;S Due Diligence Report (ESDDR), which was approved by ADB during August 2020. The ESDDR was prepared on the basis of review and analysis of documents/ information regarding the sub project and verification of facts during site visit.</p> <p>For the reporting period of January-December 2021, Project developer has shared following documents &amp; information for this sub-project:</p> <ul style="list-style-type: none"> <li>(i) Applicable and valid Statutory approval copies for the reporting period</li> <li>(ii) Independent Engineer Report (December 2021)</li> <li>(iii) CFO Six Monthly Compliance (December 2021)</li> <li>(iv) EMP Implementation Status Report (January – December 2021)</li> <li>(v) Green Belt Development Details</li> <li>(vi) Environmental Audit Report by External Agency (year 2021)</li> <li>(vii) COD letter (Project achieved COD on 23.02.2022)</li> </ul>

	<ul style="list-style-type: none"> <li>(viii) Mock Drill Report (April 2021)</li> <li>(ix) Accidents/ Incidents Investigation Report (March 2021)</li> <li>(x) EHS budget and Expenditure status (Jan-Dec 21)</li> <li>(xi) Record for Complaint register and Grievance redressal status</li> <li>(xii) Land Fill Photographs (January – December 2021)</li> <li>(xiii) Project Organogram including HSE team (August 2021)</li> <li>(xiv) Detailed Report on Covid-19 Management measures at site (year 2019-21)</li> <li>(xv) Public Awareness on MSW Management and WTE generation process-Photographic records (year 2017-22)</li> <li>(xvi) Local Employment generation details</li> <li>(xvii) Community Development activity details</li> </ul>
--	--------------------------------------------------------------------------------------------------------------------------------------------------------------------------------------------------------------------------------------------------------------------------------------------------------------------------------------------------------------------------------------------------------------------------------------------------------------------------------------------------------------------------------------------------------------------------------------------------------------------------------------------------------------------------------------------------------------------------------------------------------

### C. FI's portfolio by Sub/Sectors

*Please provide an indicative % of FI's portfolio, or only those financed under ADB project if it can be separated from its entire portfolio.*

Industrial Sector or subsector	Subloan in 2021 year		By subloan amount	
	Number	%	In USD (As on March 31 <sup>st</sup> ,2022)	%
(Financed under ADB project)				
Ashoka Ranastalam Anandapuram Road Limited	1		2,53,69,675.58	9.8 %
Jindal Urban Waste Management (Guntur) Limited	2		52,80,967.87	2.0 %
Mytrah Vayu (Krishna) Private Limited	3		2,98,91,749.16	11.5 %
Mytrah Vayu (Pennar) Private Limited	4		1,56,99,146.66	6.1 %
MEP Sanjose Arawali Kante Road Private Limited	5		27,79,681.72	1.1 %
MEP Sanjose Kante Waked Road Private Limited	6		46,44,531.49	1.8 %
Freedom Point Expressway Project Limited	7		2,09,15,234.84	8.1 %
DBL Mahagaon Yavatmal Highways Private Ltd.	8		96,68,376.13	3.7 %
Patel Darah Jhalawar Highways Private Limited	9		1,06,96,508.64	4.1 %
Dewas Bypass Tollways Private Limited	10		77,83,303.23	3.0 %
Sprng Alt Energy Private Limited	11		2,79,21,076.43	10.8 %
Jindal Urban Waste Management (Visakhapatnam) Ltd.	12		50,20,630.80	1.9 %
Parsuram Arawali Highways Private Limited	13		99,42,624.13	3.8 %
DBL Borgaon Watambare Highways Private Limited	14		2,05,57,066.54	7.9 %
DBL Mangalwedha Solapur Highways Private Limited	15		1,93,70,487.87	7.5 %
Ashoka Ankleshwar Manubar Expressway Private Limited	16		2,16,49,210.71	8.4 %

Shamlaji Expressway Private Limited	17		2,17,50,141.00	8.4 %
<b>Total</b>	<b>17</b>	<b>100%</b>	<b>25,89,40,412.80</b>	<b>100 %</b>

#### D. Sustainable Finance (Summary of subprojects with E&S Benefits)

<b>Sustainable Finance</b>		
Have you made any investments in subprojects that have social and environmental benefits such as investing in management systems, energy efficiency, renewable energy, cleaner production, carbon finance, pollution abatement and control, sustainable supply chain, corporate social responsibility, community development, etc.? Please list these in the format provided below:		
<b>Subproject Name</b>	<b>Value Financed by the Financial Institution (US\$) (As on March 31<sup>st</sup>,2022)</b>	<b>Type of Social and Environmental Benefit</b>
Ashoka Ranastalam Anandapuram Road Limited	2,53,69,675.58	<ul style="list-style-type: none"> <li>• Better road &amp; traffic safety</li> <li>• Time savings</li> <li>• Reduction in traffic congestion</li> <li>• Reduction in Vehicle operating costs (VOC)</li> <li>• Reduced pollution and GHG emissions due to improved road conditions</li> <li>• Employment generation</li> <li>• Better connectivity between places which results in improved access to markets &amp; services</li> </ul>
Jindal Urban Waste Management (Guntur) Limited	5,280,967.87	<ul style="list-style-type: none"> <li>• 61236 Tons of coal savings per Year by generating power using MSW</li> <li>• 400,000 Tons/annum of MSW management as compared to open dumping</li> <li>• Results in Greenhouse gas reduction through Reduction of CO2 emission of 860,000 Tons/year and Reduction of Methane emission of 60,000 Tons/year as compared to GHG emission due to open dumping of MSW</li> <li>• Landfill usage and landfill expansions greatly reduced by 10 hectares /year of land savings in urban areas as open dumps are avoided</li> <li>• 48,000 Tons of Gravel savings/year (Residues Generation( Bottom &amp; Fly Ash) used as Substitute for Sand / Gravel</li> <li>• Employment generation for the local people</li> </ul>
Mytrah Vayu (Krishna) Private Limited	29,891,749.16	<ul style="list-style-type: none"> <li>• Renewable energy</li> <li>• Net Greenhouse gas reduction of 1,77,203 tons of CO2 emissions/annum and reduction of Methane emission of 8.432 Tons/annum</li> <li>• Savings of 11,43,96.87 tons of coal/ annum</li> <li>• Lowest water consumption, hence water savings during power generation</li> <li>• Clean energy source</li> <li>• Employment generation for the local people</li> </ul>

Mytrah Vayu (Pennar) Private Limited	15,699,146.66	<ul style="list-style-type: none"> <li>• Renewable energy</li> <li>• Net Greenhouse gas reduction of 78,083.70 tons of CO2 emissions/annum and reduction of Methane emission of 3.710 Tons /annum</li> <li>• Savings of 50408.50 tons of coal/ annum</li> <li>• Lowest water consumption, hence water savings during power generation</li> <li>• Clean energy source</li> <li>• Creation of employment opportunity for the local people</li> </ul>
MEP Sanjose Arawali Kante Road Private Limited	2,779,681.72	<ul style="list-style-type: none"> <li>• Better road &amp; traffic safety</li> <li>• Time savings</li> <li>• Reduction in traffic congestion</li> <li>• Reduction in Vehicle operating costs (VOC)</li> <li>• Reduced pollution and GHG emissions due to improved road conditions</li> <li>• Employment generation</li> <li>• Better connectivity between places which results in improved access to markets &amp; services</li> </ul>
MEP Sanjose Kante Waked Road Private Limited	4,644,531.49	<ul style="list-style-type: none"> <li>• Better road &amp; traffic safety</li> <li>• Time savings</li> <li>• Reduction in traffic congestion</li> <li>• Reduction in Vehicle operating costs (VOC)</li> <li>• Reduced pollution and GHG emissions due to improved road conditions</li> <li>• Employment generation</li> <li>• Better connectivity between places which results in improved access to markets &amp; services</li> </ul>
Freedom Point Expressway Project Limited	20,915,234.84	<ul style="list-style-type: none"> <li>• Better road &amp; traffic safety</li> <li>• Time savings</li> <li>• Reduction in traffic congestion</li> <li>• Reduction in Vehicle operating costs (VOC)</li> <li>• Reduced pollution and GHG emissions due to improved road conditions</li> <li>• Employment generation</li> <li>• Better connectivity between places which results in improved access to markets &amp; services</li> </ul>
DBL Mahagaon Yavatmal Highways Private Limited	96,68,376.13	<ul style="list-style-type: none"> <li>• Better road &amp; traffic safety</li> <li>• Time savings</li> <li>• Reduction in traffic congestion</li> <li>• Reduction in Vehicle operating costs (VOC)</li> <li>• Reduced pollution and GHG emissions due to improved road conditions</li> <li>• Employment generation</li> <li>• Better connectivity between places which results in improved access to markets &amp; services</li> </ul>

		<i>services</i>
Patel Darah Jhalawar Highways Private Limited	1,06,96,508.64	<ul style="list-style-type: none"> <li>• <i>Better road &amp; traffic safety</i></li> <li>• <i>Time savings</i></li> <li>• <i>Reduction in traffic congestion</i></li> <li>• <i>Reduction in Vehicle operating costs (VOC)</i></li> <li>• <i>Reduced pollution and GHG emissions due to improved road conditions</i></li> <li>• <i>Employment generation</i></li> <li>• <i>Better connectivity between places which results in improved access to markets &amp; services</i></li> </ul>
Dewas Bypass Tollways Private Limited	77,83,303.23	<ul style="list-style-type: none"> <li>• <i>Better road &amp; traffic safety</i></li> <li>• <i>Time savings</i></li> <li>• <i>Reduction in traffic congestion</i></li> <li>• <i>Reduction in Vehicle operating costs (VOC)</i></li> <li>• <i>Reduced pollution and GHG emissions due to improved road conditions</i></li> <li>• <i>Employment generation</i></li> <li>• <i>Better connectivity between places which results in improved access to markets &amp; services</i></li> </ul>
Sprng Alt Energy Private Limited	2,79,21,076.43	<ul style="list-style-type: none"> <li>• <i>Renewable energy</i></li> <li>• <i>Net Greenhouse gas reduction</i></li> <li>• <i>Resource savings (oil/gas/coal)</i></li> <li>• <i>Lowest water consumption, hence water savings during power generation</i></li> <li>• <i>Clean energy source</i></li> <li>• <i>Creation of employment opportunity for the local people</i></li> </ul>
Jindal Urban Waste Management (Visakhapatnam) Ltd.	50,20,630.80	<ul style="list-style-type: none"> <li>• <i>61236 Tons of coal savings per Year by generating power using MSW</i></li> <li>• <i>400,000 Tons/annum of MSW management as compared to open dumping</i></li> <li>• <i>Results in Greenhouse gas reduction through Reduction of CO2 emission of 860,000 Tons/year and Reduction of Methane emission of 60,000 Tons/year as compared to GHG emission due to open dumping of MSW</i></li> <li>• <i>Landfill usage and landfill expansions greatly reduced by 10 hectares/year of land savings in urban areas as open dumps are avoided</i></li> <li>• <i>48,000 Tons of Gravel savings/year (Residues Generation( Bottom &amp; Fly Ash) used as Substitute for Sand / Gravel</i></li> <li>• <i>Employment generation for the local people</i></li> </ul>
Parsuram Arawali Highways Private Limited	99,42,624.13	<ul style="list-style-type: none"> <li>• <i>Better road &amp; traffic safety</i></li> <li>• <i>Time savings</i></li> <li>• <i>Reduction in traffic congestion</i></li> <li>• <i>Reduction in Vehicle operating costs (VOC)</i></li> </ul>

		<ul style="list-style-type: none"> <li>• <i>Reduced pollution and GHG emissions due to improved road conditions</i></li> <li>• <i>Employment generation</i></li> <li>• <i>Better connectivity between places which results in improved access to markets &amp; services</i></li> </ul>
DBL Borgaon Watambare Highways Private Limited	2,05,57,066.54	<ul style="list-style-type: none"> <li>• <i>Better road &amp; traffic safety</i></li> <li>• <i>Time savings</i></li> <li>• <i>Reduction in traffic congestion</i></li> <li>• <i>Reduction in Vehicle operating costs (VOC)</i></li> <li>• <i>Reduced pollution and GHG emissions due to improved road conditions</i></li> <li>• <i>Employment generation</i></li> <li>• <i>Better connectivity between places which results in improved access to markets &amp; services</i></li> </ul>
DBL Mangalwedha Solapur Highways Private Limited	1,93,70,487.87	<ul style="list-style-type: none"> <li>• <i>Better road &amp; traffic safety</i></li> <li>• <i>Time savings</i></li> <li>• <i>Reduction in traffic congestion</i></li> <li>• <i>Reduction in Vehicle operating costs (VOC)</i></li> <li>• <i>Reduced pollution and GHG emissions due to improved road conditions</i></li> <li>• <i>Employment generation</i></li> <li>• <i>Better connectivity between places which results in improved access to markets &amp; services</i></li> </ul>
Ashoka Ankleshwar Manubar Expressway Private Limited	2,16,49,210.71	<ul style="list-style-type: none"> <li>• <i>Better road &amp; traffic safety</i></li> <li>• <i>Time savings</i></li> <li>• <i>Reduction in traffic congestion</i></li> <li>• <i>Reduction in Vehicle operating costs (VOC)</i></li> <li>• <i>Reduced pollution and GHG emissions due to improved road conditions</i></li> <li>• <i>Employment generation</i></li> <li>• <i>Better connectivity between places which results in improved access to markets &amp; services</i></li> </ul>
Shamlaji Expressway Private Limited	2,17,50,141.00	<ul style="list-style-type: none"> <li>• <i>Better road &amp; traffic safety</i></li> <li>• <i>Time savings</i></li> <li>• <i>Reduction in traffic congestion</i></li> <li>• <i>Reduction in Vehicle operating costs (VOC)</i></li> <li>• <i>Reduced pollution and GHG emissions due to improved road conditions</i></li> <li>• <i>Employment generation</i></li> <li>• <i>Better connectivity between places which results in improved access to markets &amp; services</i></li> </ul>

## **E. Additional information for the reporting period**

### **1. Please provide the number of subprojects where a field visit was conducted to review aspects including social E&S issues.**

The sub-project is in operation since 23.02.2022 and based on review of Environmental & Social Safeguards monitoring related documents for the project, it is observed that there are no critical/or pending E&S safeguards issues in the sub-project during the reporting period.

### **2. Please provide details of any accidents/ litigation/ complaints/ regulatory notices and fines, their causes and corrective actions being taken.**

One minor fire incident of property damage has been reported under Accidents/ Incidents Investigation Report (March 2021) for the reporting period of January 2021 to December 2021 in which cables and cable drum got burnt due to a fire incidence and it was caused because of negligence of sub-contractor team. As reported, no human injury and fatality caused due to this incident. Necessary recommendations have been prepared and implemented at work site to avoid such incidences in the future as mentioned in the same report.

Further, no incidents of litigation/ complaints/ regulatory notices and fines were reported during the reporting period.

### **3. Please state any difficulties related to the ESMS implementation. What are the possible causes and actions being taken by your organization? What are the recommendations of ADB's mission?**

ESMS is functional at IIFCL and is being implemented at the sub projects.

**RE: Annual Safeguards Monitoring Report- ADB Line of credit -Tranche -3 (Monitoring period-January 2021 to December 2021)**

Dr. S.S. Garg <ss.garg@iifcl.in>

Fri 4/21/2023 3:50 PM

To: Karen A. Mariano <kmariano.consultant@adb.org>

Cc: Ruben Param Soothy <rparamsoothy@adb.org>; Girish Mahajan <gmahajan@adb.org>; ruchimalik@iifcl.in <ruchimalik@iifcl.in>; shruti.kansal@iifcl.in <shruti.kansal@iifcl.in>; 'Mansi Tripathi' <mansi.tripathi@iifcl.in>

Dear Mr Karen,

Good afternoon and Greetings of the Day!

Thanks for your feedback, in this regard we herewith confirm that all the ADB-financed sub-projects have complied with ADB's Safeguard Policy Statement (2009) during the reporting period



धन्यवाद एवं सादर / Thanks & Regards,

डॉ. एस. एस. गर्ग / Dr. S. S. Garg

महाप्रबन्धक एवं विभागाध्यक्ष / General Manager and Head of Department

ईमेल /E-mail id :ss.garg@iifcl.in

टेलीफ़ोन /Telephone : +91-11-24662601;20815124 (Direct)

फ़ैक्स/Fax :- 011-20815125



इण्डिया इन्फ्रास्ट्रक्चर फ़ाईनैन्स कम्पनी लिमिटेड /India Infrastructure Finance Company Limited,

भारत सरकार का उद्यम (A Govt. of India Enterprise),

पाँचवीं मंज़िल / 5th floor, ब्लॉक 2, प्लेट ए एवं बी / Block 2, Plate A & B,

एनबीसीसी टावर / NBCC Tower,

ईस्ट किदवाई नगर / East Kidwai Nagar,

नई दिल्ली / New Delhi - 110 023

CIN : U67190DL2006GOI144520

वेबसाइट/Website: [www.iifcl.in](http://www.iifcl.in)

These messages including any attachments are intended only for the addressee and may contain confidential, proprietary or legally privileged information. If you are not intended recipient, the named addressee or authorized to receive this mail, you shall not copy, forward, disclose or take any action based on this message or any part thereof; and delete the messages/e-mails, its attachments and copies immediately. In such case, please notify the sender of receipt of this message and delete this message including any attachment to it from your computer system immediately. The recipient acknowledges that the views, opinions, conclusions and other information expressed in this message are those of the individual sender and shall be understood as neither given nor endorsed by IIFCL\*, unless the sender does so expressly with due authority of IIFCL and IIFCL shall not be liable for any errors or omissions in the context of this message. E-mail transmission cannot be guaranteed to be secured or error-free as information could be intercepted, corrupted, lost,

destroyed, arrive late or incomplete, or contain viruses. The sender therefore does not accept any liability for any loss or damages, or for any errors or omissions in the contents of this message viruses or computers problems arising/ experienced/ caused, as a result of e-mail transmission. (\*Includes IIFCL and all its subsidiary companies)

---

**From:** kmariano.consultant@adb.org [mailto:kmariano.consultant@adb.org]

**Sent:** 21 April 2023 13:02

**To:** ss.garg@iifcl.in

**Cc:** rparamsoothy@adb.org; gmahajan@adb.org; ruchimalik@iifcl.in; shruti.kansal@iifcl.in; Mansi Tripathi <mansi.tripathi@iifcl.in>

**Subject:** Annual Safeguards Monitoring Report- ADB Line of credit -Tranche -3 (Monitoring period-January 2021 to December 2021)

Dear Dr. Garg,

Good afternoon. We hope this email finds you well.

This is in reference to the Annual Monitoring Reports submitted to us by IIFCL for the period of January 2021 to December 2021. For some of the Reports submitted, a statement confirming that the sub-project complies with the ADB's Safeguard Policy Statement (2009) has been inadvertently missed. In view of this, may we request a statement from you confirming that all the ADB-financed sub-projects have complied with ADB's Safeguard Policy Statement (2009) during this reporting period. This confirmation will be included in the documents when we prepare the reports for ADB's disclosure.

Thank you.

Sincerely,  
Karen

Public Management, Financial Sector and Trade Division  
South Asia Department (SARD)  
Asian Development Bank

INTERNAL. This information is accessible to ADB Management and staff. It may be shared outside ADB with appropriate permission.