

# Social Monitoring Report

---

Semi-Annual Report: July-December 2020  
July 2021

## Vanuatu: Energy Access Project

### Brenwe Hydro Power Subproject - Appendix 5.2

Prepared by Vanuatu Project Management Unit for the Vanuatu Government and the Asian Development Bank.

This social monitoring report is a document of the borrower. The views expressed herein do not necessarily represent those of ADB's Board of Directors, Management, or staff, and may be preliminary in nature.

In preparing any country program or strategy, financing any project, or by making any designation of or reference to a particular territory or geographic area in this document, the Asian Development Bank does not intend to make any judgments as to the legal or other status of any territory or area.

## Appendix 6: Forestry and Agriculture Tree/Crop Valuation of Access Road

REPUBLIQUE DE VANUATU  <b>DEPARTMENT DES FORÊTS</b>  Boite Postal 106 LAKATORO Malekula MALAMPA Province VANUATU	 Tel: 48705 / Fax: Int + 48492 forestry@vanuatu.gov.vu	REPUBLIC OF VANUATU  <b>DEPARTMENT OF FORESTS</b>  P.O Box 106 LAKATORO Malekula MALAMPA Province VANUATU
---	--	---

Our Ref : 28<sup>th</sup> /08/2020 Jhv

28<sup>th</sup> /08/2020

To Whom it May Concern.

Dear Sir/Madame,

Re: Estimated Value of Different Tree Species.

The department of forest in Malampa Province wish to confirm that the following tree owners from North West Malekula area has owned this trees on their land.

According to the Guidelines provided for Valuations of Forests Products, below is a table detailing the above information, with its estimated value

Name of Owner	Tree Species	Age of Tree	Quantity	Value (VT)
	Cordia	6	5	25,000
	White Wood	5	1	5,000
			<b>Total</b>	<b>30,000</b>
	Cordia	8	2	10,000
	Mahogany	2	2	2,000
	Bean Tree	20	2	16,000
			<b>Total</b>	<b>28,000</b>
	Cordia	8	15	75,000
			<b>Total</b>	<b>75,000</b>
	Melek Tree	8	2	11,000
			<b>Total</b>	<b>11,000</b>
	Cordia	4	3	15,000
	Melek Tree	4	2	10,000
			<b>Total</b>	<b>25,000</b>
	Cordia	8	1	5,000
	Centa Wood	8	5	25,000
	White Wood	15	1	6,000
			<b>Total</b>	<b>36,000</b>
	Melek Tree	6	3	15,000

	White Wood	10	1	6,000
	Namalaus	10	1	7,000
			<b>Total</b>	<b>44,000</b>
	White Wood	6	1	5,000
	Melek Tree	6	3	15,000
	Red Seed	20	2	12,000
	Nakoka	20	1	7,000
	String Wood	10	1	6,000
	Blue Water	15	5	29,000
	Cordia	8	1	5,000
	Natora	6	8	40,000
			<b>Total</b>	<b>119,000</b>

The office is confirming the Value of all the trees to be factual, with an estimated value of **368,000 vt** and wishes to notify your company or any institution that the above mentioned farmers are willing to vend at this price.

Should you wish to seek any confirmation or clarification over this matter, the undersigned could be contacted via the above address or Ph -5358580.

Thank you very much for your deliberations in this regards.

  
 Job Havo  
 Officer in Charge.





## GOVERNMENT OF VANUATU



Private Mail Bag 040, Port Vila  
Vanuatu (South West Pacific)

Tel: (678) 22432 / 22525

Fax: (678)


Monday 20<sup>th</sup> March, 2017

**SUBJECT: AGRICULTURE COMPENSATION POLICY**

This note serves to inform users of the Agricultural Compensation Policy, that crop price estimates mentioned in the policy is based on social/ custom; ecological; market and nutritional values, made for particular circumstances only. Such situation is to help Department staff assess damages to crops in cases where a government infrastructure project such as roads, airports etc...anticipated would incur damages to crops and that it requires estimated costs to crop damage.

It must be noted that the Department of Agriculture & Rural Development. (DARD), is not responsible in regards to users of the price estimates and it is up to the farmers' discretion whether to use the price as an example or that he/ she will not.

Thanks for your understanding,



**Antoine Ravo**  
Director

Department of Agriculture & Rural Development

The Department of Agriculture is frequently requested to provide extension staff to survey crops to two major cases:

- Destruction of gardens by pigs or cattles and
- Expected damage when building rural infrastructure such as roads or air ports.

Due to the present staffing constructs, logistics and ethics of involving the extension staff it is proposed that:

- The Department of Agriculture extension staff will only provide surveys on request from PWD in regards of major rural infrastructure developments.
- The extension staff will NOT provide surveys of gardens for livestock damage BUT set of cost guidelines can be obtained through which injured parties may see the compensation. If amicable settlements cannot be found, it is the responsibility of the Police, NOT EXTENSION SERVICES TO MEDIATE.

#### METHODOLOGY AND COSTS FOR CASH CROPS

The methodology used to determine cost estimate for crop losses differs for cash and food crops due to the long term nature of the cash crop investment.

There are higher market values for crops within urban areas of mainly Port Vila and Luganville, comparative to rural areas/ islands. However, due to the national scope of the policy, the values placed on the crops is a compromise of **ranking between the crops' 4 major values** (i.e. Social/ cultural value; ecological values; marketable values, and its nutritional value) factored by its average market price. All four major values are ranked from 1 through 3, with 3 being the highest of importance.

In order to make a fair judgment, the garden crops have been divided into four categories: important crops have been divided into four categories: vegetables; food and root crops; perennial crops, these of subsistence value and non- food trees which have an importance in household livelihood. The estimated value per plant is presented below:



**CROP COMPENSATION VALUATION – FOR OFFICIAL USE ONLY**

CROPS	SPECIES	VALUE (1- 3)				AVERAGE VALUE PER STAMBA (VT) (E)	VALUE PER STAMBA (VT) = E*SUM (A-D)/4
		SOCIAL (A)	ECOLOGICAL (B)	MARKETABLE (C)	NUTRITIONAL (D)		
VEGETABLES							
BEAN	SHORT	1	2	2	2	50	90
BEET ROOT		1	1	2	2	50	75
BROCCOLLI		1	1	2	2	50	75
CAPSICUM	CHILLIE	1	1	2	2	50	75
	SWEET	1	1	2	2	100	150
CARROT		1	1	2	2	50	75
CAULIFLOWER		1	1	2	2	50	75
CHINESE CABBAGE	WHITE BUN	1	1	2	2	50	75
	GREEN BUN	1	1	2	2	15	25
	SALDEER	1	1	2	2	15	25
CORN		1	1	1	2	60	25
CUCUMBER		1	1	3	2	60	105
EGG PLANT		1	1	2	2	50	75
ENGLISH/ BALL CABBAGE		1	1	2	2	50	65
GOURD	KALABASH	1	1	1	2	20	25
	SNAKE BEAN	1	1	1	2	20	25
	SUSUT	1	1	1	2	20	25
LETTUCE		1	1	2	2	15	25
ONION		1	1	2	2	50	75
PUMPKIN		1	1	3	2	60	105
ROCK MELON		1	1	3	2	60	105
SPRING ONION		1	1	2	2	50	75
TOMATO		1	1	2	2	50	75
TURNIP		1	1	2	2	50	75
WATER MELON		1	1	3	2	60	105
PEANUT		1	2	2	2	20	35
SPICES							
CURRY (TUMERIC)		1	2	2	2	60	60
GINGER		1	2	2	2	60	60
PEPPER		1	2	3	2	325	325
VANILLA		1	2	3	2	660	660
FOOD & ROOT CROPS							
YAM	SOFT YAM; STRONG YAM (MAROW)	3	3	3	3	100	300
	WAILU; WILD YAM & AFRICA	3	3	3	3	200	600
	BOVILE	2	3	3	2	50	125
	BWEVU; HIMBO	2	3	2	2	50	115
CASSAVA		1	1	1	2	30	40
KUMALA		2	3	2	3	70	175
TARO	ISLAND (DRY LAND)	3	2	3	3	80	220
	FIJI	1	2	2	3	70	140
	NAVIA	1	2	2	2	30	55
BANANA		1	3	1	3	50	100

PAWPAW	1	3	2	2	50	100
KAVA	3	2	3	1	500	1,125
NAVISO	1	3	1	1	50	75
SUGAR CANE	1	3	1	1	30	45
<b>PERENNIAL CROPS</b>						
BREAD FRUIT	2	2	2	2	100	3,000
CITRUS (ORANGES ; MANDARINES; PAMPLEMOUSSE; LEMONS/ LIME)	1	3	2	2	80	2,400
NANGAI	1	3	2	2	80	4,000
NAVELE	1	3	2	2	50	2,500
NAMAMBE	1	3	2	2	30	1,500
NATAPOA	1	3	2	2	30	1,500
NAKATAMBOL	1	3	2	1	30	1,315
NAKAVIKA	1	3	2	1	30	1,315
NANDAO	1	3	2	1	50	2,190
NAUS	1	3	2	1	30	1,315
AVOCADO	1	2	2	2	80	2,100
MANGO	1	3	3	2	80	2,700
LITCHI & RAMBUTAN	1	2	3	2	150	4,500
OTHER LOCAL FRUITS & NUTS					2,000	2,000
PINEAPPLE	1	2	2	2	50	90
COCOA	0	2	3	2	100	1,750
COFFEE	0	2	3	2	120	3,150
COCONUT	2	3	3	3	40	3,300
<b>NON FOOD TREES</b>						
BLACK PALM	PRICES ARE DETERMINED ACCORDING TO FOOD SECURITY VALUE, HOWEVER, TIMBER AND CULTURAL VALUE CAN BE DETERMINED THROUGH CONSULTATIONS FROM RESPECTIVE INSTITUTIONS				150	150
NATANGURA					500	500
BAMBOO					500	500
LEAF LAPLAP					200	200
ANY OTHERS (E.G GLIRICIDIA; VETIVER GRASS; MUCCUNA; WILD CANE)					150	150
ANY FLOWERS					150	150

# CROP COMPENSATION VALUATION



CROPS	SPECIES	VALUE PER STAMBA (VT)	NUMBER OF CROPS DAMAGED	COST OF DAMAGE (VT)
<b>VEGETABLES</b>				
BEAN	SHORT	90		
BEET ROOT		75		
BROCCOLI		75		
CAPSICUM	CHILLIE	75		
	SWEET	150		
CARROT		75		
CAULIFLOWER		75		
CHINESE CABBAGE	WHITE BUN	75		
	GREEN BUN	25		
	SALDEER	25		
CORN		25		
CUCUMBER		105		
EGG PLANT		75		
ENGLISH/ BALL CABBAGE		65		
GOURD	KALABASH	25		
	SNAKE BEAN	25		
	SUSUT	25		
LETTUCE		25		
ONION		75		
PUMPKIN		105		
ROCK MELON		105		
SPRING ONION		75		
TOMATO		75		
TURNIP		75		
WATER MELON		105		
PEANUT		35		
<b>SPICES</b>				
CURRY (TUMERIC)		60		
GINGER		60		
PEPPER		325		
VANILLA		660		
<b>FOOD &amp; ROOT CROP</b>				
YAM	SOFT YAM; STRONG YAM (MAROW)	300		
	WAILU; WILD YAM & AFRICA	600		
	BOVILE	125		
	BWEVU; HIMBO	115		
CASSAVA		40		
KUMALA		175		





TARO	ISLAND (DRY LAND)	220		
	FUI	140	2	280
	NAVIA	55		
BANANA		100	7	700
PAWPAW		100		
KAVA		1,125		
NAVISO		75		
SUGAR CANE		45		
<b>PERENNIAL CROPS</b>				
BREAD FRUIT		3,000		
CITRUS (ORANGES ; MANDARINES; PAMPLEMOUSSE; LEMONS/ LIME)		2,400	7	16,800
NANGAI		4,000		
NAVELE		2,500	2	5,000
NAMAMBE		1,500	1	1,500
NATAPOA		1,500		
NAKATAMBOL		1,315		
NAKAVIKA		1,315	4	5,260
NANDAO		2,190		
NAUS		1,315		2,100
AVOCADO		2,100	1	2,100
MANGO		2,700	7	18,900
LITCHI & RAMBUTAN		4,500		
OTHER LOCAL FRUITS & NUTS		2,000		
PINEAPPLE		90		
COCOA		1,750	118	206,500
COFFEE		3,150		
COCONUT		3,300	13	42,900
<b>NON FOOD TREES*</b>				
BLACK PALM		150		
NATANGURA		500	16	8,000
BAMBOO		500		
LEAF LAPLAP		200	2	400
ANY OTHERS (E.G. GLIRICIDIA; VETIVER GRASS; MUCCUNA; WILD CANE)		150		
ANY FLOWERS		150		

TOTAL

308,340 JT.

\*PRICES OF NON FOOD TREES ARE DETERMINED ACCORDING TO FOOD SECURITY VALUE, HOWEVER, TIMBER AND CULTURAL VALUE CAN BE DETERMINED THROUGH CONSULTATIONS FROM RESPECTIVE INSTITUTIONS




# CROP COMPENSATION VALUATION



CROPS	SPECIES	VALUE PER STAMBA (VT)	NUMBER OF CROPS DAMAGED	COST OF DAMAGE (VT)
<b>VEGETABLES</b>				
BEAN	SHORT	90		
BEET ROOT		75		
BROCCOLI		75		
CAPSICUM	CHILLIE	75		
	SWEET	150		
CARROT		75		
CAULIFLOWER		75		
CHINESE CABBAGE	WHITE BUN	75		
	GREEN BUN	25		
	SALDEER	25		
CORN		25		
CUCUMBER		105		
EGG PLANT		75		
ENGLISH/ BALL CABBAGE		65		
GOURD	KALABASH	25		
	SNAKE BEAN	25		
	SUSUT	25		
LETTUCE		25		
ONION		75		
PUMPKIN		105		
ROCK MELON		105		
SPRING ONION		75		
TOMATO		75		
TURNIP		75		
WATER MELON		105		
PEANUT		35		
<b>SPICES</b>				
CURRY (TUMERIC)		60		
GINGER		60		
PEPPER		325		
VANILLA		660		
<b>FOOD &amp; ROOT CROP</b>				
YAM	SOFT YAM; STRONG YAM (MAROW)	300		
	WAILU; WILD YAM & AFRICA	600		
	BOVILE	125		
	BWEVU; HIMBO	115		
CASSAVA		40		
KUMALA		175		

	FIJI	140		
	NAVIA	55		
BANANA		100		
PAWPAW		100		
KAVA		1,125		
NAVISO		75		
SUGAR CANE		45		
<b>PERENNIAL CROPS</b>				
BREAD FRUIT		3,000		
CITRUS (ORANGES; MANDARINES; PAMPLEMOUSSE; LEMONS/ LIME)		2,400		
NANGAI		4,000		
NAVELE		2,500		
NAMAMBE		1,500		
NATAPOA		1,500		
NAXATAMBOL		1,315	2	2630
NAKAVIKA		1,315		
NANDAO		2,190		
NAUS		1,315		
AVOCADO		2,100		
MANGO		2,700		
LITCHI & RAMBUTAN		4,500		
OTHER LOCAL FRUITS & NUTS		2,000		
PINEAPPLE		90		
COCOA		1,750		
COFFEE		3,150		
COCONUT		3,300	4	13,200
<b>NON FOOD TREES*</b>				
BLACK PALM		150		
NATANGURA		500		
BAMBOO		500		
LEAF LAP LAP		200		
ANY OTHERS (E.G. GLIRICIDIA; VETIVER GRASS; MUCCUNA; WILD CANE)		150		
ANY FLOWERS		150		
<b>TOTAL</b>				<b>15,830 vt</b>

\*PRICES OF NON FOOD TREES ARE DETERMINED ACCORDING TO FOOD SECURITY VALUE, HOWEVER, TIMBER AND CULTURAL VALUE CAN BE DETERMINED THROUGH CONSULTATIONS FROM RESPECTIVE INSTITUTIONS



# CROP COMPENSATION VALUATION



CROPS	SPECIES	VALUE PER STAMBA (VT)	NUMBER OF CROPS DAMAGED	COST OF DAMAGE (VT)
<b>VEGETABLES</b>				
BEAN	SHORT	90		
BEET ROOT		75		
BROCCOLI		75		
CAPSICUM	CHILLIE	75		
	SWEET	150		
CARROT		75		
CAULIFLOWER		75		
CHINESE CABBAGE	WHITE BUN	75		
	GREEN BUN	25		
	SALDEER	25		
CORN		25		
CUCUMBER		105		
EGG PLANT		75		
ENGLISH/ BALL CABBAGE		65		
GOURD	KALABASH	25		
	SNAKE BEAN	25		
	SUSUT	25		
LETTUCE		25		
ONION		75		
PUMPKIN		105		
ROCK MELON		105		
SPRING ONION		75		
TOMATO		75		
TURNIP		75		
WATER MELON		105		
PEANUT		35		
<b>SPICES</b>				
CURRY (TUMERIC)		60		
GINGER		60		
PEPPER		325		
VANILLA		660		
<b>FOOD &amp; ROOT CROP</b>				
YAM	SOFT YAM; STRONG YAM (MAROW)	300		
	WAILU; WILD YAM & AFRICA	600		
	BOVILE	125		
	BWEVU; HIMBO	115		
CASSAVA		40		
KUMALA		175		



	FUJI	140		
	NAVIA	55		
BANANA		100		
PAWPAW		100		
KAVA		1,125		
NAVISO		75		
SUGAR CANE		45		
<b>PERENNIAL CROPS</b>				
BREAD FRUIT		3,000		
CITRUS (ORANGES ; MANDARINES; PAMPLEMOUSSE; LEMONS/ LIME)		2,400		
NANGAI		4,000		
NAVELE		2,500		
NAMAMBE		1,500		
NATAPOA		1,500		
NAKATAMBOL		1,315		
NAKAVIKA		1,315		
NANDAO		2,190		
NAUS		1,315		
AVOCADO		2,100		
MANGO		2,700		
LITCHI & RAMBUTAN		4,500		
OTHER LOCAL FRUITS & NUTS		2,000		
PINEAPPLE		90		
COCOA		1,750		
COFFEE		3,150		
COCONUT		3,300	16	52,800
<b>NON FOOD TREES*</b>				
BLACK PALM		150		
NATANGURA		500		
BAMBOO		500		
LEAF LAP LAP		200	3	600
ANY OTHERS (E.G. GLIRICIDIA; VETIVER GRASS; MUCCUNA; WILD CANE)		150		
ANY FLOWERS		150		

TOTAL

53,400 VT.

\*PRICES OF NON FOOD TREES ARE DETERMINED ACCORDING TO FOOD SECURITY VALUE, HOWEVER, TIMBER AND CULTURAL VALUE CAN BE DETERMINED THROUGH CONSULTATIONS FROM RESPECTIVE INSTITUTIONS

SIGNATURE OF APPLICANT

[Redacted Signature]

[Redacted Signature]




# CROP COMPENSATION VALUATION



CROPS	SPECIES	VALUE PER STAMBA (VT)	NUMBER OF CROPS DAMAGED	COST OF DAMAGE (VT)
<b>VEGETABLES</b>				
BEAN	SHORT	90		
BEET ROOT		75		
BROCCOLI		75		
CAPSICUM	CHILLIE	75		
	SWEET	150		
CARROT		75		
CAULIFLOWER		75		
CHINESE CABBAGE	WHITE BUN	75		
	GREEN BUN	25		
	SALDEER	25		
CORN		25		
CUCUMBER		105		
EGG PLANT		75		
ENGLISH/ BALL CABBAGE		65		
GOURD	KALABASH	25		
	SNAKE BEAN	25		
	SUSUT	25		
LETTUCE		25		
ONION		75		
PUMPKIN		105		
ROCK MELON		105		
SPRING ONION		75		
TOMATO		75		
TURNIP		75		
WATER MELON		105		
PEANUT		35		
<b>SPICES</b>				
CURRY (TUMERIC)		60		
GINGER		60		
PEPPER		325		
VANILLA		660		
<b>FOOD &amp; ROOT CROP</b>				
YAM	SOFT YAM; STRONG YAM (MAROW)	300		
	WAILU; WILD YAM & AFRICA	600		
	BOVILE	125		
	BWEVU; HIMBO	115		
CASSAVA		40		
KUMALA		175		

	FUI	140		
	NAVIA	55		
BANANA		100		
PAWPAW		100		
KAVA		1,125		
NAVISO		75		
SUGAR CANE		45		
<b>PERENNIAL CROPS</b>				
BREAD FRUIT		3,000		
CITRUS (ORANGES ; MANDARINES; PAMPLEMOUSSE; LEMONS/ LIME)		2,400		
NANGAI		4,000		
NAVELE		2,500		
NAMAMBE		1,500		
NATAPOA		1,500		
NAKATAMBOL		1,315		
NAKAVIKA		1,315		
NANDAO		2,190		
NALIS		1,315		
AVOCADO		2,100		
MANGO		2,700		
LITCHI & RAMBUTAN		4,500		
OTHER LOCAL FRUITS & NUTS		2,000		
PINEAPPLE		90		
COCOA		1,750		
COFFEE		3,150		
COCONUT		3,300		
<b>NON FOOD TREES*</b>				
BLACK PALM		150		
NATANGURA		500	15	7500
BAMBOO		500		
LEAF LAPLAP		200		
ANY OTHERS (E.G. GLIRICIDIA; VETIVER GRASS; MUCCUNA; WILD CANE)		150		
ANY FLOWERS		150		
<b>TOTAL</b>				75000

\*PRICES OF NON FOOD TREES ARE DETERMINED ACCORDING TO FOOD SECURITY VALUE, HOWEVER, TIMBER AND CULTURAL VALUE CAN BE DETERMINED THROUGH CONSULTATIONS FROM RESPECTIVE INSTITUTIONS





# CROP COMPENSATION VALUATION



CROPS	SPECIES	VALUE PER STAMBA (VT)	NUMBER OF CROPS DAMAGED	COST OF DAMAGE (VT)
<b>VEGETABLES</b>				
BEAN	SHORT	90		
BEET ROOT		75		
BROCCOLI		75		
CAPSICUM	CHILLIE	75		
	SWEET	150		
CARROT		75		
CAULIFLOWER		75		
CHINESE CABBAGE	WHITE BUN	75		
	GREEN BUN	25		
	SALDEER	25		
CORN		25		
CUCUMBER		105		
EGG PLANT		75		
ENGLISH/ BALL CABBAGE		65		
GOURD	KALABASH	25		
	SNAKE BEAN	25		
	SUSUT	25		
LETTUCE		25		
ONION		75		
PUMPKIN		105		
ROCK MELON		105		
SPRING ONION		75		
TOMATO		75		
TURNIP		75		
WATER MELON		105		
PEANUT		35		
<b>SPICES</b>				
CURRY (TUMERIC)		60		
GINGER		60		
PEPPER		325		
VANILLA		660		
<b>FOOD &amp; ROOT CROP</b>				
YAM	SOFT YAM; STRONG YAM (MAROW)	300		
	WAILU; WILD YAM & AFRICA	600		
	BOVILE	125		
	BWEVU; HIMBO	115		
CASSAVA		40		
KUMALA		175		

	FIJI	140		
	NAVIA	55		
BANANA		100		
PAWPAW		100		
KAVA		1,125		
NAVISO		75		
SUGAR CANE		45		
<b>PERENNIAL CROPS</b>				
BREAD FRUIT		3,000		
CITRUS (ORANGES ; MANDARINES; PAMPLEMOUSSE; LEMONS/ LIME)		2,400		
NANGAI		4,000		
NAVELE		2,500		
NAMAMBE		1,500		
NATAPOA		1,500		
NAKATAMBOL		1,315		
NAKAVIKA		1,315		
NANDAO		2,190		
NAUS		1,315		
AVOCADO		2,100		
MANGO		2,700		
LITCHI & RAMBUTAN		4,500		
OTHER LOCAL FRUITS & NUTS		2,000		
PINEAPPLE		90		
COCOA		1,750		
COFFEE		3,150		
COCONUT		3,300		
<b>NON FOOD TREES*</b>				
BLACK PALM		150	4	600
NATANGURA		500		
BAMBOO		500		
LEAF LAPLAP		200		
ANY OTHERS (E.G. GLIRICIDIA; VETIVER GRASS; MUCCUNA; WILD CANE)		150		
ANY FLOWERS		150		
<b>TOTAL</b>				<b>600</b>

\*PRICES OF NON FOOD TREES ARE DETERMINED ACCORDING TO FOOD SECURITY VALUE, HOWEVER, TIMBER AND CULTURAL VALUE CAN BE DETERMINED THROUGH CONSULTATIONS FROM RESPECTIVE INSTITUTIONS





# CROP COMPENSATION VALUATION



CROPS	SPECIES	VALUE PER STAMBA (VT)	NUMBER OF CROPS DAMAGED	COST OF DAMAGE (VT)
<b>VEGETABLES</b>				
BEAN	SHORT	90		
BEET ROOT		75		
BROCCOLI		75		
CAPSICUM	CHILLIE	75		
	SWEET	150		
CARROT		75		
CAULIFLOWER		75		
CHINESE CABBAGE	WHITE BUN	75		
	GREEN BUN	25		
	SALDEER	25		
CORN		25		
CUCUMBER		105		
EGG PLANT		75		
ENGLISH/ BALL CABBAGE		65		
GOURD	KALABASH	25		
	SNAKE BEAN	25		
	SUSUT	25		
LETTUCE		25		
ONION		75		
PUMPKIN		105		
ROCK MELON		105		
SPRING ONION		75		
TOMATO		75		
TURNIP		75		
WATER MELON		105		
PEANUT		35		
<b>SPICES</b>				
CURRY (TUMERIC)		60		
GINGER		60		
PEPPER		325		
VANILLA		660		
<b>FOOD &amp; ROOT CROP</b>				
YAM	SOFT YAM; STRONG YAM (MAROW)	300		
	WAILU; WILD YAM & AFRICA	600		
	BOVILE	125		
	BWEVU; HIMBO	115		
CASSAVA		40		
KUMALA		175		





	LEU		
	FUJ	140	
	NAVIA	55	
BANANA		100	
PAWPAW		100	
KAVA		1,125	
NAVISO		75	
SUGAR CANE		45	
<b>PERENNIAL CROPS</b>			
BREAD FRUIT	3,000	2	6,000
CITRUS (ORANGES ; MANDARINES; PAMPLEMOUSSE; LEMONS/ LIME)	2,400		
NANGAI	4,000		
NAVELE	2,500		
NAMAMBE	1,500		
NATAPOA	1,500		
NAKATAMBOL	1,315		
NAKAVIKA	1,315		
NANDAO	2,190		
NAUS	1,315		
AVOCADO	2,100		
MANGO	2,700		
LITCHI & RAMBUTAN	4,500		
OTHER LOCAL FRUITS & NUTS	2,000		
PINEAPPLE	90		
COCOA	1,750		
COFFEE	3,150		
COCONUT	3,300		
<b>NON FOOD TREES*</b>			
BLACK PALM	150	143	21,450
NATANGURA	500	20	10,000
BAMBOO	500	11	5,500
LEAF LAPLAP	200		
ANY OTHERS (E.G. GLIRICIDIA; VETIVER GRASS; MUCCUNA; WILD CANE)	150		
ANY FLOWERS	150		

TOTAL

42,950

\*PRICES OF NON FOOD TREES ARE DETERMINED ACCORDING TO FOOD SECURITY VALUE, HOWEVER, TIMBER AND CULTURAL VALUE CAN BE DETERMINED THROUGH CONSULTATIONS FROM RESPECTIVE INSTITUTIONS





# CROP COMPENSATION VALUATION



CROPS	SPECIES	VALUE PER STAMBA (VT)	NUMBER OF CROPS DAMAGED	COST OF DAMAGE (VT)
<b>VEGETABLES</b>				
BEAN	SHORT	90		
BEET ROOT		75		
BROCCOLI		75		
CAPSICUM	CHILLIE	75		
	SWEET	150		
CARROT		75		
CAULIFLOWER		75		
CHINESE CABBAGE	WHITE BUN	75		
	GREEN BUN	25		
	SALDEER	25		
CORN		25		
CUCUMBER		105		
EGG PLANT		75		
ENGLISH/ BALL CABBAGE		65		
GOURD	KALABASH	25		
	SNAKE BEAN	25		
	SUSUT	25		
LETTUCE		25		
ONION		75		
PUMPKIN		105		
ROCK MELON		105		
SPRING ONION		75		
TOMATO		75		
TURNIP		75		
WATER MELON		105		
PEANUT		35		
<b>SPICES</b>				
CURRY (TUMERIC)		60		
GINGER		60		
PEPPER		325		
VANILLA		660		
<b>FOOD &amp; ROOT CROP</b>				
YAM	SOFT YAM; STRONG YAM (MAROW)	300		
	WAILU; WILD YAM & AFRICA	600		
	BOVILE	125		
	BWEVU; HIMBO	115		
CASSAVA		40		
KUMALA		175		

	FUI	140		
	NAVIA	55		
BANANA		100		
PAWPAW		100		
KAVA		1,125		
NAVISO		75		
SUGAR CANE		45		
<b>PERENNIAL CROPS</b>				
BREAD FRUIT		3,000		
CITRUS (ORANGES; MANDARINES; PAMPLEMOUSSE; LEMONS/ LIME)		2,400		
NANGAI		4,000		
NAVELE		2,500		
NAMAMBE		1,500		
NATAPOA		1,500		
NAKATAMBOL		1,315		
NAKAVIKA		1,315		
NANDAO		2,190		
NAUS		1,315		
AVOCADO		2,100		
MANGO		2,700		
LITCHI & RAMBUTAN		4,500		
OTHER LOCAL FRUITS & NUTS		2,000		
PINEAPPLE		90		
COCOA		1,750		
COFFEE		3,150		
COCONUT		3,300		
<b>NON FOOD TREES*</b>				
BLACK PALM		150	4	600
NATANGURA		500		
BAMBOO		500		
LEAF LAPLAP		200		
ANY OTHERS (E.G. GLIRICIDIA; VETIVER GRASS; MUCCUNA; WILD CANE)		150		
ANY FLOWERS		150		
<b>TOTAL</b>				6000+

\*PRICES OF NON FOOD TREES ARE DETERMINED ACCORDING TO FOOD SECURITY VALUE, HOWEVER, TIMBER AND CULTURAL VALUE CAN BE DETERMINED THROUGH CONSULTATIONS FROM RESPECTIVE INSTITUTIONS



# CROP COMPENSATION VALUATION



CROPS	SPECIES	VALUE PER STAMBA (VT)	NUMBER OF CROPS DAMAGED	COST OF DAMAGE (VT)
<b>VEGETABLES</b>				
BEAN	SHORT	90		
BEET ROOT		75		
BROCCOLI		75		
CAPSICUM	CHILLIE	75		
	SWEET	150		
CARROT		75		
CAULIFLOWER		75		
CHINESE CABBAGE	WHITE BUN	75		
	GREEN BUN	25		
	SALDEER	25		
CORN		25		
CUCUMBER		105		
EGG PLANT		75		
ENGLISH/ BALL CABBAGE		65		
GOURD	KALABASH	25		
	SNAKE BEAN	25		
	SUSUT	25		
LETTUCE		25		
ONION		75		
PUMPKIN		105		
ROCK MELON		105		
SPRING ONION		75		
TOMATO		75		
TURNIP		75		
WATER MELON		105		
PEANUT		35		
<b>SPICES</b>				
CURRY (TUMERIC)		60		
GINGER		60		
PEPPER		325		
VANILLA		660		
<b>FOOD &amp; ROOT CROP</b>				
YAM	SOFT YAM; STRONG YAM (MAROW)	300		
	WAILU; WILD YAM & AFRICA	600		
	BOVILE	125		
	BWEVU; HIMBO	115		
CASSAVA		40		
KUMALA		175		



	FIJI	140		
	NAVIA	55		
BANANA		100	33	3,300
PAWPAW		100		
KAVA		1,125		
NAVISO		75		
SUGAR CANE		45		
<b>PERENNIAL CROPS</b>				
BREAD FRUIT		3,000		
CITRUS (ORANGES ; MANDARINES; PAMPLEMOUSSE; LEMONS/ LIME)		2,400		
NANGAI		4,000		
NAVELE		2,500		
NAMAMBE		1,500		
NATAPOA		1,500		
NAKATAMBOU		1,315		
NAKAVIKA		1,315		
NANDAO		2,190		
NALU		1,315		
AVOCADO		2,100		
MANGO		2,700	1	2,700
LITCHI & RAMBUTAN		4,500		
OTHER LOCAL FRUITS & NUTS		2,000		
PINEAPPLE		90	5	450
COCOA		1,750	24	42,000
COFFEE		3,150		
COCONUT		3,300	19	62,700
<b>NON FOOD TREES*</b>				
BLACK PALM		150		
NATANGURA		500	3	1,500
BAMBOO		500		
LEAF LAPLAP		200		
ANY OTHERS (E.G. GLIRICIDIA; VETIVER GRASS; MUCCUNA; WILD CANE)		150		
ANY FLOWERS		150		

TOTAL

112,650 VT.

\*PRICES OF NON FOOD TREES ARE DETERMINED ACCORDING TO FOOD SECURITY VALUE, HOWEVER, TIMBER AND CULTURAL VALUE CAN BE DETERMINED THROUGH CONSULTATIONS FROM RESPECTIVE INSTITUTIONS

