



This infographic contains **key figures** from the *2022 Joint Report on Multilateral Development Banks' Climate Finance*.

For greater transparency and consistency, the 2022 figures report climate finance in all economies where the MDBs operate, with a breakdown by income level.

The report and infographic were prepared by the European Investment Bank, together with the African Development Bank, the Asian Development Bank, the Asian Infrastructure Investment Bank, the Council of Europe Development Bank, the European Bank for Reconstruction and Development, the Inter-American Development Bank Group, the Islamic Development Bank, the New Development Bank and the World Bank Group.



EUROPEAN INVESTMENT BANK  
98-100 BOULEVARD KONRAD ADENAUER  
L-2950 LUXEMBOURG

[www.eib.org](http://www.eib.org)

Detailed information on climate finance by MDBs in 2022 is available at:  
[www.eib.org/mdbs-climate-finance](http://www.eib.org/mdbs-climate-finance)



MDB CLIMATE FINANCE 2022

# KEY FIGURES

In 2022, the multilateral development banks (MDBs) listed below committed a total of **\$60.664 billion** to low- and middle-income economies, and **\$38.789 billion** to high-income economies.

## CLIMATE FINANCE COMMITMENTS BY MDBs

### African Development Bank

For low- and middle-income economies **\$3 651 million**  
For high-income economies **N/A**

### Asian Development Bank

For low- and middle-income economies **\$7 107 million**  
For high-income economies **\$3 million**

### Asian Infrastructure Investment Bank

For low- and middle-income economies **\$2 311 million**  
For high-income economies **\$80 million**

### Council of Europe Development Bank

For low- and middle-income economies **\$295 million**  
For high-income economies **\$618 million**

### European Bank for Reconstruction and Development

For low- and middle-income economies **\$4 289 million**  
For high-income economies **\$2 469 million**

### European Investment Bank

For low- and middle-income economies **\$4 165 million**  
For high-income economies **\$32 913 million**

### Inter-American Development Bank Group

For low- and middle-income economies **\$5 678 million**  
For high-income economies **\$1 288 million**

### Islamic Development Bank

For low- and middle-income economies **\$1 050 million**  
For high-income economies **N/A**

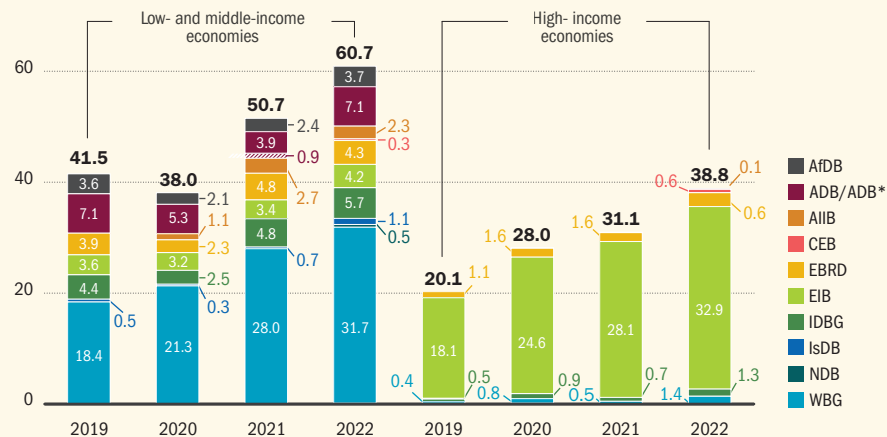
### New Development Bank

For low- and middle-income economies **\$466 million**  
For high-income economies **N/A**

### World Bank Group

For low- and middle-income economies **\$31 666 million**  
For high-income economies **\$1 419 million**

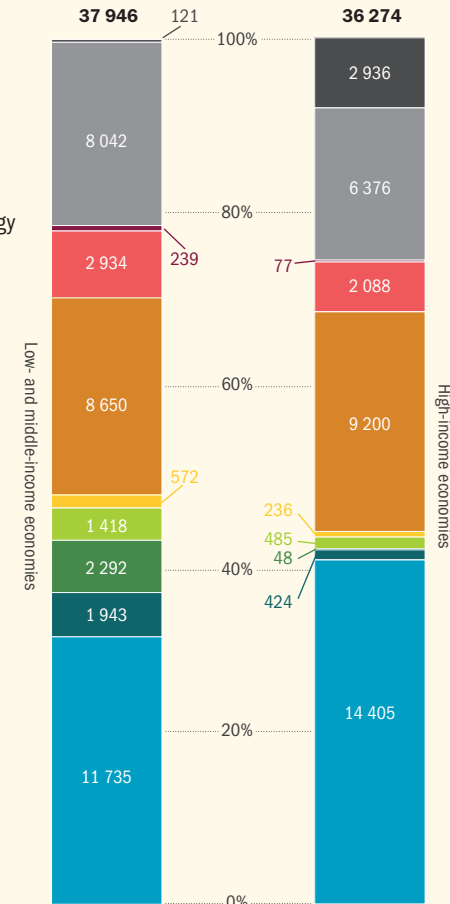
## MDB CLIMATE FINANCE (IN USD BILLION)



## CLIMATE FINANCE COMMITMENTS BY ACTIVITY (IN USD MILLION)

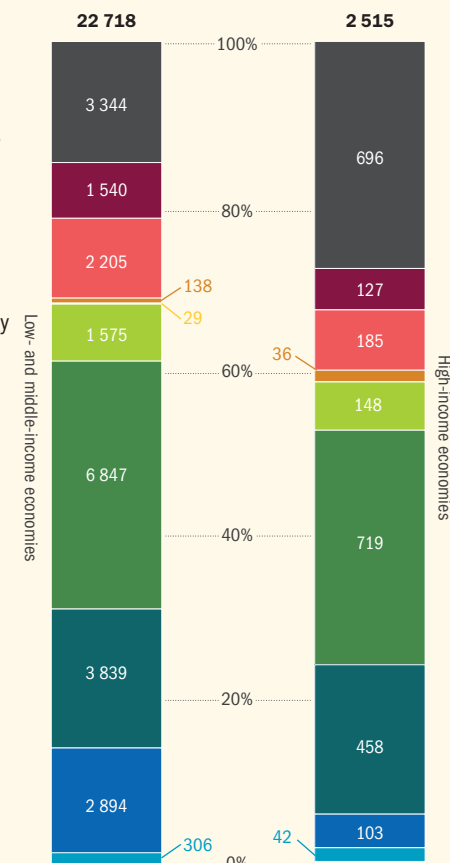
### MITIGATION FINANCE

- Research, development and innovation **\$3 057 million**
- Cross-sectoral activities **\$14 418 million**
- Information and communications technology (ICT) and digital technologies **\$316 million**
- Buildings, public installations and end-use energy efficiency **\$5 022 million**
- Transport **\$17 850 million**
- Solid waste management **\$808 million**
- Water supply and wastewater **\$1 903 million**
- Agriculture, forestry, land use and fisheries **\$2 341 million**
- Manufacturing **\$2 368 million**
- Mining and metal production for climate action **N/A**
- Energy **\$26 140 million**



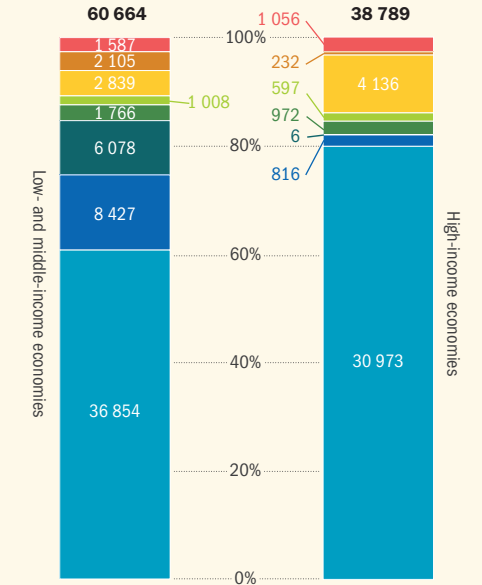
### ADAPTATION FINANCE

- Water and wastewater systems **\$4 040 million**
- Other agricultural and ecological resources **\$1 667 million**
- Institutional capacity support or technical assistance **\$2 391 million**
- Information and communications technology **\$175 million**
- Industry, manufacturing and trade **\$29 million**
- Financial services **\$1 723 million**
- Energy, transport and other built environment and infrastructure **\$7 566 million**
- Cross-cutting sectors **\$4 297 million**
- Crop and food production **\$2 997 million**
- Coastal and riverine infrastructure **\$348 million**



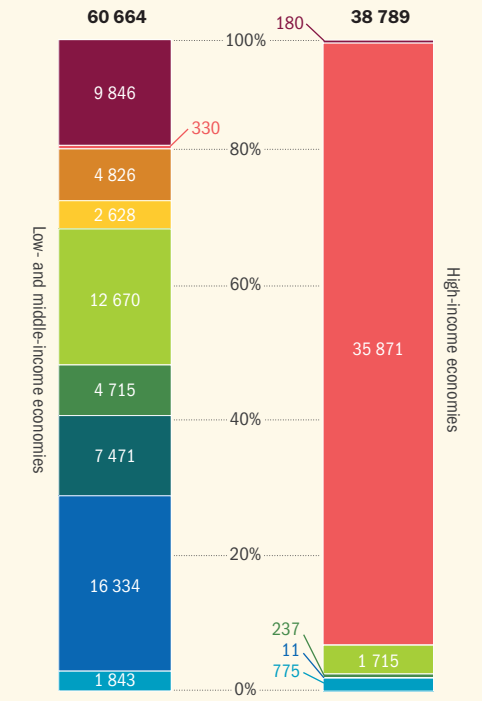
## TOTAL MDB CLIMATE FINANCE BY INSTRUMENT (IN USD MILLION)

- Other instruments **\$2 643 million**
- Results-based financing **\$2 337 million**
- Lines of credit **\$6 975 million**
- Equity **\$1 605 million**
- Guarantees **\$2 738 million**
- Grants **\$6 084 million**
- Policy-based financing **\$9 243 million**
- Investment loans **\$67 828 million**

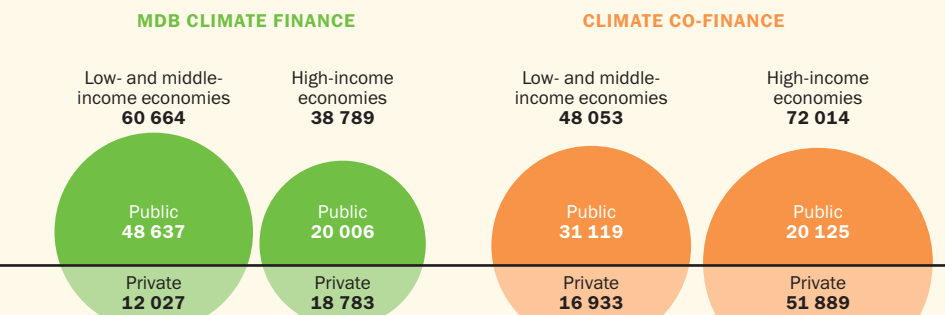


## TOTAL MDB CLIMATE FINANCE BY REGION (IN USD MILLION)

- East Asia and the Pacific **\$10 026 million**
- Europe: EU **\$36 201 million**
- Europe: Non-EU **\$4 826 million**
- Central Asia **\$2 628 million**
- Latin America and the Caribbean **\$14 386 million**
- Middle East and North Africa **\$4 953 million**
- South Asia **\$7 471 million**
- Sub-Saharan Africa **\$16 345 million**
- Multi-regional **\$2 618 million**



## MDB CLIMATE FINANCE AND CO-FINANCE\* (IN USD MILLION)



\* Geographical distribution of climate finance and co-finance is determined by project location.